

SUBIACO RESTORATION

EST. 1981

Structural Timber

RETAIL PRICE LIST

Prices inc. GST

SUPPLYING WA BUILDINGS SINCE 1981

Timber | Structural Timber | Decking | Mouldings | Flooring | Doors, Windows & Joinery
Heating | Architectural Hardware | Lighting & Ceilings | Cooking | Bathroom | Homewares

SUBLACO RESTORATION

EST. 1981

H2 - LVL SmartFrame - Tillings

Design guides available on request. H2 LVL is treated to order, check lead time & prices.

Lengths available in 2.1 to 12.0 m in 300 mm increments (Lengths 11.1 & longer will be charged and supplied as 12.0 m)

525 x 75 available in 4.8, 5.4, 6.0, 6.6, 7.2, 9.0, 12.0 m lengths only.



DIMENSIONS (MM)	L/M
90 x 35	\$ 8.20
130 x 35	\$ 9.87
150 x 35	\$ 11.39
170 x 35	\$ 12.91
200 x 35	\$ 15.18
240 x 35	\$ 18.21
300 x 35	\$ 22.78
90 x 42	\$ 8.20
130 x 42	\$ 11.85
150 x 42	\$ 13.66
170 x 42	\$ 15.49
200 x 42	\$ 18.21
240 x 42	\$ 21.86
300 x 42	\$ 27.34
360 x 42	\$ 32.80
400 x 42	\$ 36.44
90 x 58	\$ 11.32
130 x 58	\$ 16.36
150 x 58	\$ 18.88
170 x 58	\$ 21.39
200 x 58	\$ 25.17
240 x 58	\$ 30.20
300 x 58	\$ 37.74
360 x 58	\$ 45.30
400 x 58	\$ 50.33
450 x 58	\$ 56.62
300 x 75	\$ 48.81
400 x 75	\$ 65.08
525 x 75	\$ 140.08

SUBLACO RESTORATION

EST. 1981

H3 - LVL SmartFrame - Tillings

Design guides available on request. H3 LVL is treated to order, check lead time & prices.

Lengths available in 2.1 to 12.0 m in 300 mm increments (Lengths 11.1 & longer will be charged and supplied as 12.0 m)

525 x 75 available in 4.8, 5.4, 6.0, 6.6, 7.2, 9.0, 12.0 m lengths only.



DIMENSIONS (MM)	L/M
90 x 35	\$ 8.99
130 x 35	\$ 12.98
150 x 35	\$ 14.97
170 x 35	\$ 16.97
200 x 35	\$ 19.95
240 x 35	\$ 23.94
300 x 35	\$ 29.95
90 x 42	\$ 10.78
130 x 42	\$ 15.57
150 x 42	\$ 17.96
170 x 42	\$ 20.36
200 x 42	\$ 23.94
240 x 42	\$ 28.74
300 x 42	\$ 35.93
360 x 42	\$ 43.11
400 x 42	\$ 47.91
90 x 58	\$ 14.89
130 x 58	\$ 21.51
150 x 58	\$ 24.81
170 x 58	\$ 28.12
200 x 58	\$ 33.09
240 x 58	\$ 39.69
300 x 58	\$ 49.61
360 x 58	\$ 59.54
400 x 58	\$ 66.15
450 x 58	\$ 74.42
300 x 75	\$ 64.16
400 x 75	\$ 85.54

H2 - LVL E-Beam - Wesbeam

AUSTRALIAN MADE LVL ENGINEERED FOR ROOF CONSTRUCTION

E-Beams strength-to-weight ratio is much higher than regular timber

Lengths available in 2.1 to 12.0 m in 300mm increments



DIMENSIONS (MM)	L/M
90 x 63	\$ 11.65
130 x 63	\$ 16.85
150 x 63	\$ 19.40
170 x 63	\$ 22.00
200 x 63	\$ 25.90
240 x 63	\$ 31.10
300 x 63	\$ 38.85
360 x 63	\$ 46.60
400 x 63	\$ 51.80
450 x 63	\$ 58.25

SUBLACO RESTORATION

EST. 1981

H2 - I-Joist SmartFrame

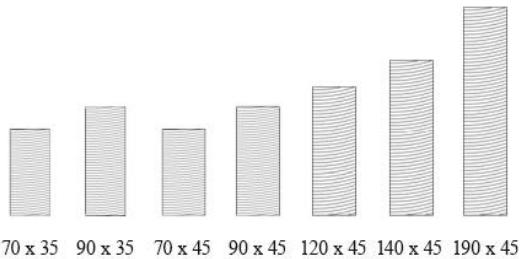
Design guides available on request. Lengths available in 0.9 to 12.0 m in 300 mm increments.

360 x 90 and 400 x 90 available in 600 mm increments only.



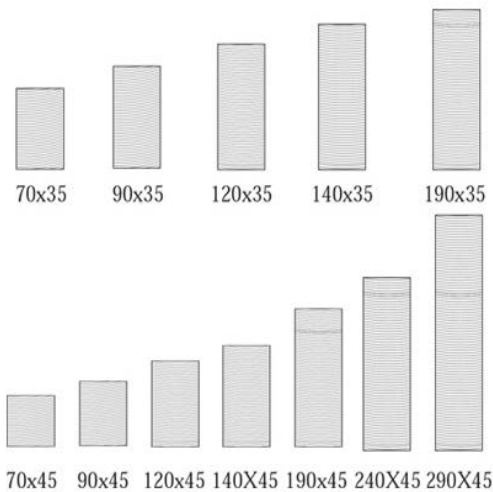
DIMENSIONS (MM)	L/M
200 x 44	\$ 13.49
240 x 40	\$ 12.86
240 x 51	\$ 14.87
240 x 70	\$ 19.17
240 x 90	\$ 22.14
300 x 40	\$ 15.02
300 x 51	\$ 16.05
300 x 70	\$ 20.69
300 x 90	\$ 25.39
360 x 58	\$ 19.34
360 x 90	\$ 26.64
400 x 90	\$ 29.09

H2 - Blue Pine Framing MGP10



DIMENSIONS (MM)	LENGTHS (M)	L/M
70 x 35	4.8 / 5.4 / 6.0	\$ 2.75
90 x 35	4.8 / 5.4 / 6.0	\$ 3.55
70 x 45	4.8 / 5.4 / 6.0	\$ 3.80
90 x 45	4.8 / 5.4 / 6.0	\$ 5.48
120 x 45	3.6 / 4.8 / 6.0	\$ 7.88
140 x 45	3.6 / 4.8 / 6.0	\$ 8.92
190 x 45	3.6 / 4.8 / 6.0	\$ 11.28

H3 - CCA F7 Timber



DIMENSIONS (MM)	LENGTHS (M)	L/M
70 x 35	3.6 / 4.2 / 4.8 / 5.4 / 6.0	\$ 3.75
90 x 35	3.6 / 4.2 / 4.8 / 5.4 / 6.0	\$ 4.38
120 x 35	3.6 / 4.8 / 6.0	\$ 6.05
140 x 35	3.6 / 4.8 / 6.0	\$ 8.16
190 x 35	3.6 / 4.8 / 6.0	\$ 10.76
70 x 45	3.6 / 4.2 / 4.8 / 5.4 / 6.0	\$ 4.81
90 x 45	3.6 / 4.2 / 4.8 / 5.4 / 6.0	\$ 5.81
120 x 45	3.6 / 4.2 / 4.8 / 5.4 / 6.0	\$ 8.66
140 x 45	3.6 / 4.2 / 4.8 / 5.4 / 6.0	\$ 9.47
190 x 45	3.6 / 4.2 / 4.8 / 5.4 / 6.0	\$ 12.50
240 x 45	3.6 / 4.8 / 6.0	\$ 18.35
290 x 45	4.8 / 6.0	\$ 22.10

SUBLACO RESTORATION

EST. 1981


Baltic Pine Beams

SPECIAL ORDER (2 DAYS) ADDITIONAL LENGTHS AVAILABLE OF REQUEST (21 DAYS REQUIRED)

DETAILS	DIMENSIONS (MM)	LENGTHS (M)	L/M
Baltic Laminated Beams H3	140 x 45	3.0 / 6.0	\$ 19.88
Baltic Laminated Beams H3	190 x 45	3.0 / 6.0	\$ 26.66
Baltic Laminated Beams H3	240 x 45	3.0 / 6.0	\$ 34.34

H3 - LOSP Primed Design Pine Posts GL8

H3 LOSP TREATED DESIGN PINE, GL8, PRIMED D.A.R.

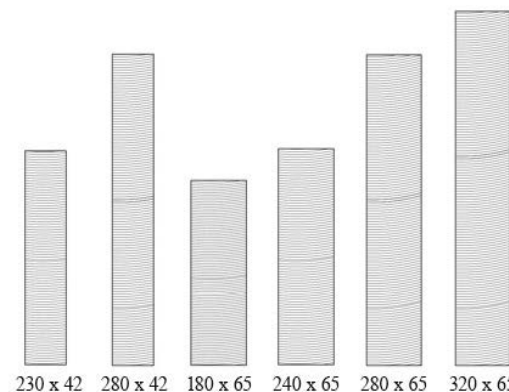


DIMENSIONS (MM)	LENGTHS (M)	L/M
66 x 66	2.7 / 5.4	\$ 15.80
88 x 88	2.7 / 5.4	\$ 25.30
112 x 112	2.7 / 3.0 / 3.6 / 5.4 / 6.0 / 7.2	\$ 44.43
135 x 135	2.7 / 3.0 / 3.6 / 5.4 / 6.0 / 7.2	\$ 75.60
150 x 150	2.7 / 5.4	\$ 115.15
185 x 185	2.7 / 5.4	\$ 189.45

H3 - LOSP Primed Design Pine Beams GL8

H3 LOSP TREATED DESIGN PINE, GL8, PRIMED D.A.R.

Quirk available by order at additional charge. 15% Surcharge Applies to Non-Stocked Lengths



DIMENSIONS (MM)	LENGTHS (M)	L/M
230 x 42	2.7 / 3.6 / 5.4	\$ 38.66
280 x 42	2.7 / 3.6 / 5.4	\$ 48.95
180 x 65	2.7 / 3.0 / 3.6 / 5.4 / 6.0 / 7.2	\$ 54.50
240 x 65	2.7 / 3.0 / 3.6 / 5.4 / 6.0 / 7.2	\$ 68.35
280 x 65	2.7 / 3.0 / 3.6 / 5.4 / 6.0 / 7.2	\$ 79.90
320 x 65 GL10	3.0 / 3.6 / 6.0 / 7.2	\$ 112.90

SUBLACO RESTORATION

EST. 1981

Baltic Pine Beams and Posts

SPECIAL ORDER (2 DAYS) ADDITIONAL LENGTHS AVAILABLE OF REQUEST (21 DAYS REQUIRED)

DETAILS	DIMENSIONS (MM)	LENGTHS (M)	L/M
Baltic Laminated Dressed H4	115 x 115	3.0 / 6.0	\$ 42.80
Baltic Laminated Dressed H4	140 x 140	3.0 / 6.0	\$ 80.55
Baltic Laminated Dressed H4	190 x 190	3.0 / 6.0	\$ 143.80
Baltic Laminated Beams H3	140 x 45	3.0 / 6.0	\$ 19.88
Baltic Laminated Beams H3	190 x 45	3.0 / 6.0	\$ 26.66
Baltic Laminated Beams H3	240 x 45	3.0 / 6.0	\$ 34.34

CCA Laminated Posts

STOCKED ITEM

DETAILS	DIMENSIONS (MM)	LENGTHS (M)	L/M
Extreme Laminated Dressed CCA H4	88 x 88	2.4 / 3.0 / 3.6	\$ 22.97
Extreme Laminated Dressed CCA H4	112 x 112	2.4 / 3.0 / 3.6 / 6.0	\$ 45.15
Extreme Laminated Dressed CCA H4	135 x 135	3.6 / 6.0	\$ 72.75
Solid CCA R/Sawn H5 (Not Laminated)	100 x 100	1.5 / 1.8	\$ 15.05

Kapur Laminated Beams GL17

SPECIAL ORDER (2 DAYS)

DETAILS	DIMENSIONS (MM)	LENGTHS (M)	L/M
Kapur Laminated Beam	200 x 50	From 1.2 to 7.2 m in 600 mm increments	\$ 57.60
Kapur Laminated Beam	250 x 50	From 1.2 to 7.2 m in 600 mm increments	\$ 71.95
Kapur Laminated Beam	198 x 60	From 1.2 to 7.2 m in 600 mm increments	\$ 70.40
Kapur Laminated Beam	264 x 60	From 1.2 to 7.2 m in 600 mm increments	\$ 93.75
Kapur Laminated Beam	297 x 60	From 1.2 to 7.2 m in 600 mm increments	\$ 105.50
Kapur Laminated Beam	330 x 60	From 1.2 to 7.2 m in 600 mm increments	\$ 117.25
Kapur Laminated Beam	264 x 80	From 1.2 to 7.2 m in 600 mm increments	\$ 124.95
Kapur Laminated Beam	297 x 80	From 1.2 to 7.2 m in 600 mm increments	\$ 140.65

Kapur Laminated Posts GL18

STOCKED ITEM

DETAILS	DIMENSIONS (MM)	LENGTHS (M)	L/M
Kapur Laminated Post	120 x 120	3.0 / 3.6	\$ 67.05

SUBLACO RESTORATION

EST. 1981

Merbau Laminated Beams GL17

SPECIAL ORDER (2 DAYS)

DETAILS	DIMENSIONS (MM)	LENGTHS (M)	L/M
Merbau Laminated Beam	140 x 35	3.0 / 3.6 / 4.8 / 6.0	\$ 37.79
Merbau Laminated Beam	190 x 35	3.0 / 3.6 / 4.8 / 6.0	\$ 52.35
Merbau Laminated Beam	240 x 35	3.0 / 3.6 / 4.8 / 6.0	\$ 66.27
Merbau Laminated Beam	290 x 35	3.0 / 3.6 / 4.8 / 6.0	\$ 80.10
Merbau Laminated Beam	90 x 42	From 3.0 to 6.0 m in 600 mm increments	\$ 29.20
Merbau Laminated Beam	120 x 42	From 3.0 to 6.0 m in 600 mm increments	\$ 39.55
Merbau Laminated Beam	140 x 42	From 3.0 to 6.0 m in 600 mm increments	\$ 46.18
Merbau Laminated Beam	190 x 42	From 3.0 to 6.0 m in 600 mm increments	\$ 62.65
Merbau Laminated Beam	240 x 42	From 3.0 to 6.0 m in 600 mm increments	\$ 79.50
Merbau Laminated Beam	290 x 42	From 3.0 to 6.0 m in 600 mm increments	\$ 96.00
Merbau Laminated Beam	190 x 65	From 3.0 to 7.8 m in 600 mm increments	\$ 97.43
Merbau Laminated Beam	240 x 65	From 3.0 to 7.8 m in 600 mm increments	\$ 125.15
Merbau Laminated Beam	265 x 65	From 3.0 to 7.8 m in 600 mm increments	\$ 138.20
Merbau Laminated Beam	290 x 65	From 3.0 to 7.8 m in 600 mm increments	\$ 151.20
Merbau Laminated Beam	330 x 65	From 3.0 to 7.8 m in 600 mm increments	\$ 180.10
Merbau Laminated Beam	240 x 80	From 3.0 to 7.8 m in 600 mm increments	\$ 154.80
Merbau Laminated Beam	265 x 80	From 3.0 to 7.8 m in 600 mm increments	\$ 170.97
Merbau Laminated Beam	290 x 80	From 3.0 to 7.8 m in 600 mm increments	\$ 186.60
Merbau Laminated Beam	330 x 80	From 3.0 to 7.8 m in 600 mm increments	\$ 217.60

Merbau Laminated Posts GL13

SPECIAL ORDER (2 DAYS)

DETAILS	DIMENSIONS (MM)	LENGTHS (M)	L/M
Merbau Laminated Post	95 x 95	From 1.8 to 6.0 m in 600 mm increments	\$ 63.10
Merbau Laminated Post	120 x 120	From 1.8 to 6.0 m in 600 mm increments	\$ 101.45
Merbau Laminated Post	135 x 135	From 1.8 to 5.4 m in 600 mm increments	\$ 129.65
Merbau Laminated Post	150 x 150	From 1.8 to 5.4 m in 600 mm increments	\$ 160.75
Merbau Laminated Post	190 x 190	From 1.8 to 5.4 m in 600 mm increments	\$ 269.15

Merbau Finger Jointed

SPECIAL ORDER (2 DAYS)

DETAILS	DIMENSIONS (MM)	LENGTHS (M)	L/M
Merbau Finger Jointed	42 x 19	5.4 m	\$ 4.67
Merbau Finger Jointed	42 x 42	5.4 m	\$ 13.66
Merbau Finger Jointed	70 x 19	5.4 m	\$ 8.95
Merbau Finger Jointed	70 x 32	From 3.0 to 6.0 m in 600 mm increments	\$ 17.34
Merbau Finger Jointed	70 x 42	From 3.0 to 6.0 m in 600 mm increments	\$ 22.94
Merbau Finger Jointed	90 x 32	From 3.0 to 6.0 m in 600 mm increments	\$ 22.05
Merbau Finger Jointed	90 x 42	From 3.0 to 6.0 m in 600 mm increments	\$ 29.20

SUBLACO RESTORATION

EST. 1981

Laminated Bench Tops

STOCKED ITEM

DETAILS	DIMENSIONS (MM)	LENGTHS (M)	L/M
Victorian Ash/Alpine Oak	385 x 33	2.7 / 5.4	\$ 76.35
Victorian Ash/Alpine Oak	600 x 33	2.7 / 5.4	\$ 118.80
Victorian Ash/Alpine Oak	984 x 33	2.7 / 5.4	\$ 195.00
Victorian Ash	285 x 42	Lengths Available on Request	\$ 103.50

Particleboard Flooring Std and T/T

DETAILS	DIMENSIONS (MM)	M ²	Sheet
Raw Moisture Resistant	3600 x 1200 x 19	\$ 24.07	\$ 104.00
Termite Treated	3600 x 1200 x 19	\$ 25.46	\$ 110.00
Raw Moisture Resistant	3600 x 1200 x 22	\$ 26.62	\$ 115.00
Termite Treated	3600 x 1200 x 22	\$ 28.94	\$ 125.00