

**SUBIACO RESTORATION**

EST. 1981

# Structural Timber

## RETAIL PRICE LIST

Prices inc. GST

**SUPPLYING WA BUILDINGS SINCE 1981**

Timber | Structural Timber | Decking | Mouldings | Flooring | Doors, Windows & Joinery  
Heating | Architectural Hardware | Lighting & Ceilings | Cooking | Bathroom | Homewares

# SUBLACO RESTORATION

EST. 1981

## H2 - LVL SmartFrame - Tillings

Design guides available on request. H2 LVL is treated to order, check lead time & prices.

Lengths 11.1 & longer will be charged and supplied as 12.0 m



DIMENSIONS (MM)	LENGTHS (M)	L/M
90 x 35	2.1 to 12.0m in 300mm increments	\$ 8.41
120 x 35	2.1 to 12.0m in 300mm increments	\$ 11.22
140 x 35	2.1 to 12.0m in 300mm increments	\$ 13.08
170 x 35	2.1 to 12.0m in 300mm increments	\$ 15.89
240 x 35	2.1 to 12.0m in 300mm increments	\$ 22.44
90 x 45	2.1 to 12.0m in 300mm increments	\$ 9.65
130 x 45	2.1 to 12.0m in 300mm increments	\$ 13.95
150 x 45	2.1 to 12.0m in 300mm increments	\$ 16.08
170 x 45	2.1 to 12.0m in 300mm increments	\$ 18.23
200 x 45	2.1 to 12.0m in 300mm increments	\$ 21.45
240 x 45	2.1 to 12.0m in 300mm increments	\$ 25.73
300 x 45	2.1 to 12.0m in 300mm increments	\$ 32.18
360 x 45	2.1 to 12.0m in 300mm increments	\$ 38.61
400 x 45	2.1 to 12.0m in 300mm increments	\$ 42.91
90 x 63	2.1 to 12.0m in 300mm increments	\$ 13.51
130 x 63	2.1 to 12.0m in 300mm increments	\$ 19.53
150 x 63	2.1 to 12.0m in 300mm increments	\$ 22.53
170 x 63	2.1 to 12.0m in 300mm increments	\$ 25.53
200 x 63	2.1 to 12.0m in 300mm increments	\$ 30.03
240 x 63	2.1 to 12.0m in 300mm increments	\$ 36.04
300 x 63	2.1 to 12.0m in 300mm increments	\$ 45.04
360 x 63	2.1 to 12.0m in 300mm increments	\$ 54.06
400 x 63	2.1 to 12.0m in 300mm increments	\$ 60.07
450 x 63	2.1 to 12.0m in 300mm increments	\$ 67.57
300 x 75	2.1 to 12.0m in 300mm increments	\$ 56.38
400 x 75	2.1 to 12.0m in 300mm increments	\$ 75.16
525 x 75	4.8 / 5.4 / 6.0 / 6.6 / 7.2 / 9.0 / 12.0	\$ 161.79

# SUBLACO RESTORATION

EST. 1981

## H3 - LVL SmartFrame - Tillings

Design guides available on request. H3 LVL is treated to order, check lead time & prices.

Lengths 11.1 & longer will be charged and supplied as 12.0 m

525 x 75 available in 4.8, 5.4, 6.0, 6.6, 7.2, 9.0, 12.0 m lengths only.




DIMENSIONS (MM)	LENGTHS (M)	L/M
90 x 35	2.1 to 12.0m in 300mm increments	\$ 11.12
120 x 35	2.1 to 12.0m in 300mm increments	\$ 14.84
140 x 35	2.1 to 12.0m in 300mm increments	\$ 17.31
240 x 35	2.1 to 12.0m in 300mm increments	\$ 29.66
90 x 42	2.1 to 12.0m in 300mm increments	\$ 13.35
130 x 42	2.1 to 12.0m in 300mm increments	\$ 19.29
150 x 42	2.1 to 12.0m in 300mm increments	\$ 22.26
170 x 42	2.1 to 12.0m in 300mm increments	\$ 25.21
200 x 42	2.1 to 12.0m in 300mm increments	\$ 29.66
240 x 42	2.1 to 12.0m in 300mm increments	\$ 35.59
300 x 42	2.1 to 12.0m in 300mm increments	\$ 44.49
360 x 42	2.1 to 12.0m in 300mm increments	\$ 53.40
400 x 42	2.1 to 12.0m in 300mm increments	\$ 59.33
90 x 58	2.1 to 12.0m in 300mm increments	\$ 18.44
130 x 58	2.1 to 12.0m in 300mm increments	\$ 26.62
150 x 58	2.1 to 12.0m in 300mm increments	\$ 30.71
170 x 58	2.1 to 12.0m in 300mm increments	\$ 34.82
200 x 58	2.1 to 12.0m in 300mm increments	\$ 40.96
240 x 58	2.1 to 12.0m in 300mm increments	\$ 49.15
300 x 58	2.1 to 12.0m in 300mm increments	\$ 61.45
360 x 58	2.1 to 12.0m in 300mm increments	\$ 73.74
400 x 58	2.1 to 12.0m in 300mm increments	\$ 81.93
450 x 58	2.1 to 12.0m in 300mm increments	\$ 92.16
300 x 75	2.1 to 12.0m in 300mm increments	\$ 79.46
400 x 75	2.1 to 12.0m in 300mm increments	\$ 105.94
525 x 75	4.8 / 5.4 / 6.0 / 6.6 / 7.2 / 9.0 / 12.0	\$ 192.82

## H2 - LVL E-Beam - Wesbeam (Blue Stain)

AUSTRALIAN MADE LVL ENGINEERED FOR ROOF CONSTRUCTION

E-Beams strength-to-weight ratio is much higher than regular timber



DIMENSIONS (MM)	LENGTHS (M)	L/M
90 x 35	2.1 to 12.6m in 300mm increments	\$ 7.81
130 x 35	2.1 to 12.6m in 300mm increments	\$ 11.27
150 x 35	2.1 to 12.6m in 300mm increments	\$ 13.03
200 x 35	2.1 to 12.6m in 300mm increments	\$ 17.38
90 x 45	2.1 to 12.6m in 300mm increments	\$ 10.04
150 x 45	2.1 to 12.6m in 300mm increments	\$ 16.76
200 x 45	2.1 to 12.6m in 300mm increments	\$ 22.36
240 x 45	2.1 to 12.6m in 300mm increments	\$ 24.48
300 x 45	2.1 to 12.6m in 300mm increments	\$ 33.49
360 x 45	2.1 to 12.6m in 300mm increments	\$ 40.23
400 x 45	2.1 to 12.6m in 300mm increments	\$ 44.68
90 x 63	2.1 to 12.6m in 300mm increments	\$ 14.07
150 x 63	2.1 to 12.6m in 300mm increments	\$ 23.45
200 x 63	2.1 to 12.6m in 300mm increments	\$ 31.26
240 x 63	2.1 to 12.6m in 300mm increments	\$ 37.52
300 x 63	2.1 to 12.6m in 300mm increments	\$ 46.92
360 x 63	2.1 to 12.6m in 300mm increments	\$ 56.30
400 x 63	2.1 to 12.6m in 300mm increments	\$ 62.56

# SUBLACO RESTORATION

EST. 1981

## H2 - I-Joist SmartFrame

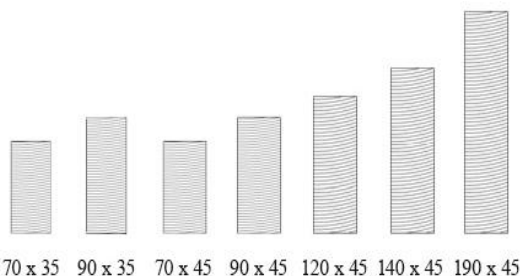
Design guides available on request.

360 x 90 available in 600 mm increments only.



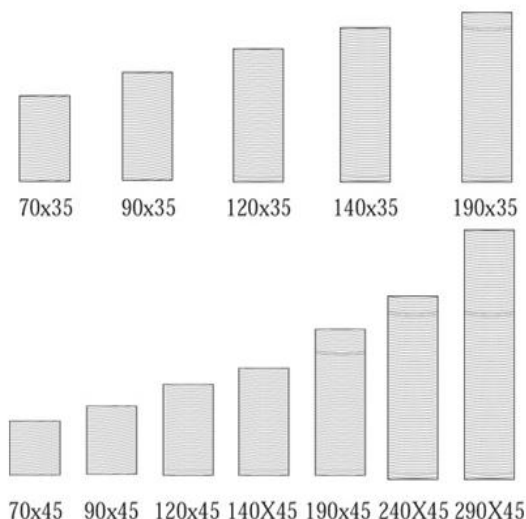
DIMENSIONS (MM)	LENGTHS (M)	L/M
200 x 44	0.9 to 12.0m in 300mm increments	\$ 15.31
240 x 40	0.9 to 12.0m in 300mm increments	\$ 14.60
240 x 51	0.9 to 12.0m in 300mm increments	\$ 16.87
240 x 70	0.9 to 12.0m in 300mm increments	\$ 21.76
240 x 90	0.9 to 12.0m in 300mm increments	\$ 25.14
300 x 40	0.9 to 12.0m in 300mm increments	\$ 17.09
300 x 51	0.9 to 12.0m in 300mm increments	\$ 18.21
300 x 70	0.9 to 12.0m in 300mm increments	\$ 23.48
300 x 90	0.9 to 12.0m in 300mm increments	\$ 28.82
360 x 58	0.9 to 12.0m in 300mm increments	\$ 21.95
360 x 90	0.9 to 12.0m in 600mm increments	\$ 30.25

## H2 - Blue Pine Framing MGP10



DIMENSIONS (MM)	LENGTHS (M)	L/M
70 x 35	4.8 / 5.4 / 6.0	\$ 4.83
90 x 35	4.8 / 5.4 / 6.0	\$ 4.71
70 x 45	4.8 / 5.4 / 6.0	\$ 6.77
90 x 45	3.6 / 4.8 / 5.4 / 6.0	\$ 4.71
120 x 45	3.6 / 4.8 / 6.0	\$ 9.52
140 x 45	3.6 / 4.8 / 6.0	\$ 10.54
190 x 45	3.6 / 4.8 / 6.0	\$ 14.94

## H3 - CCA F7 Timber



DIMENSIONS (MM)	LENGTHS (M)	L/M
70 x 35	3.6 / 4.2 / 4.8 / 5.4 / 6.0	\$ 5.27
90 x 35	3.6 / 4.2 / 4.8 / 5.4 / 6.0	\$ 6.04
120 x 35	3.6 / 4.8 / 6.0	\$ 8.76
140 x 35	3.6 / 4.8 / 6.0	\$ 10.54
190 x 35	3.6 / 4.8 / 6.0	\$ 14.44
70 x 45	3.6 / 4.2 / 4.8 / 5.4 / 6.0	\$ 6.92
90 x 45	3.6 / 4.2 / 4.8 / 5.4 / 6.0	\$ 8.15
120 x 45	3.6 / 4.2 / 4.8 / 5.4 / 6.0	\$ 11.55
140 x 45	3.6 / 4.2 / 4.8 / 5.4 / 6.0	\$ 13.51
190 x 45	3.6 / 4.2 / 4.8 / 5.4 / 6.0	\$ 17.96
240 x 45	3.6 / 4.8 / 6.0	\$ 25.91
290 x 45	4.8 / 6.0	\$ 32.36

# SUBLACO RESTORATION

EST. 1981


## Baltic Pine Beams

SPECIAL ORDER (2 DAYS) ADDITIONAL LENGTHS AVAILABLE OF REQUEST (21 DAYS REQUIRED)

DETAILS	DIMENSIONS (MM)	LENGTHS (M)	L/M
Baltic Laminated Beams H3	140 x 45	3.0 / 6.0	\$ 24.65
Baltic Laminated Beams H3	190 x 45	3.0 / 6.0	\$ 33.20
Baltic Laminated Beams H3	240 x 45	3.0 / 6.0	\$ 42.85

## H3 - LOSP Primed Design Pine Posts GL8

H3 LOSP TREATED DESIGN PINE, GL8, PRIMED D.A.R.

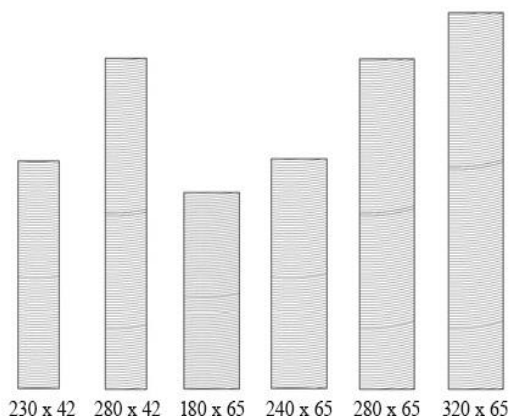


DIMENSIONS (MM)	LENGTHS (M)	L/M
66 x 66	2.7 / 5.4	\$ 18.76
88 x 88	2.7 / 5.4	\$ 27.71
112 x 112	2.7 / 3.0 / 3.6 / 5.4 / 6.0 / 7.2	\$ 51.08
135 x 135	2.7 / 3.0 / 3.6 / 5.4 / 6.0 / 7.2	\$ 76.85
150 x 150	3.0 / 6.0	\$ 139.74
185 x 185	5.4 / 6.0 / 7.2 *Special Order (2-3 Days)	\$ 245.79

## H3 - LOSP Primed Design Pine Beams

H3 LOSP TREATED DESIGN PINE, GL8, PRIMED D.A.R.

Quirk available by order at additional charge. 15% Surcharge Applies to Non-Stocked Lengths



DIMENSIONS (MM)	LENGTHS (M)	L/M
230 x 42 F7	2.7 / 3.6 / 5.4	\$ 38.61
280 x 42 F7	2.7 / 3.6 / 5.4	\$ 46.76
180 x 65 GL10	2.7 / 3.0 / 3.6 / 5.4 / 6.0 / 7.2	\$ 55.92
240 x 65 GL10	2.7 / 3.0 / 3.6 / 5.4 / 6.0 / 7.2	\$ 72.40
280 x 65 GL10	2.7 / 3.0 / 3.6 / 5.4 / 6.0 / 7.2	\$ 90.18
320 x 65 GL10	TBA *Special Order (2-3 Days)	\$ 144.64

# SUBLACO RESTORATION

EST. 1981

## Baltic Pine Beams and Posts

SPECIAL ORDER (2 DAYS) ADDITIONAL LENGTHS AVAILABLE OF REQUEST (21 DAYS REQUIRED)

DETAILS	DIMENSIONS (MM)	LENGTHS (M)	L/M
Baltic Laminated Dressed H4	115 x 115	3.0 / 6.0	\$ 67.28
Baltic Laminated Dressed H4	140 x 140	3.0 / 6.0	\$ 108.80
Baltic Laminated Dressed H4	190 x 190	3.0 / 6.0	\$ 194.00
Baltic Laminated Dressed H4	240 x 240	TBA	\$ 392.00
Baltic Laminated Beams H3	140 x 45	3.0 / 6.0	\$ 29.50
Baltic Laminated Beams H3	190 x 45	3.0 / 6.0	\$ 39.72
Baltic Laminated Beams H3	240 x 45	3.0 / 6.0	\$ 51.36

## Kapur Laminated Beams GL17

SPECIAL ORDER (2 DAYS)

DETAILS	DIMENSIONS (MM)	LENGTHS (M)	L/M
Kapur Laminated Beam	200 x 50	From 1.2 to 7.2 m in 600 mm increments	\$ 60.45
Kapur Laminated Beam	250 x 50	From 1.2 to 7.2 m in 600 mm increments	\$ 75.55
Kapur Laminated Beam	198 x 60	From 1.2 to 7.2 m in 600 mm increments	\$ 73.90
Kapur Laminated Beam	264 x 60	From 1.2 to 7.2 m in 600 mm increments	\$ 98.45
Kapur Laminated Beam	297 x 60	From 1.2 to 7.2 m in 600 mm increments	\$ 110.80
Kapur Laminated Beam	330 x 60	From 1.2 to 7.2 m in 600 mm increments	\$ 123.15
Kapur Laminated Beam	264 x 80	From 1.2 to 7.2 m in 600 mm increments	\$ 131.20
Kapur Laminated Beam	297 x 80	From 1.2 to 7.2 m in 600 mm increments	\$ 147.70

## Kapur Laminated Posts GL18

SPECIAL ORDER (2 DAYS)

DETAILS	DIMENSIONS (MM)	LENGTHS (M)	L/M
Kapur Laminated Post	95 x 95	2.4 / 2.7 / 3.0 / 3.6	\$ 40.10
Kapur Laminated Post	120 x 120	2.4 / 2.7 / 3.0 / 3.6 / 4.2 / 4.8 / 5.4 / 6.0	\$ 70.40

## CCA Laminated Posts

STOCKED ITEM

DETAILS	DIMENSIONS (MM)	LENGTHS (M)	L/M
Extreme Laminated Dressed CCA H4	88 x 88	2.4 / 3.0 / 3.6	\$ 31.64
Extreme Laminated Dressed CCA H4	112 x 112	2.4 / 3.0 / 3.6 / 6.0	\$ 58.56
Extreme Laminated Dressed CCA H4	135 x 135	3.0 / 3.6 / 3.6 / 6.0	\$ 88.24
Solid CCA R/Sawn H5 (Not Laminated)	100 x 100	1.5 / 1.8	\$ 17.98

## H4 Sawn Posts STOCKED

DETAILS	DIMENSIONS (MM)	LENGTHS (M)	EA
Rough Sawn H4 Post	125 x 75	1.8	\$ 23.24
Rough Sawn H4 Post	125 x 75	2.4	\$ 30.98
Rough Sawn H4 Post	125 x 75	2.7	\$ 34.86
Rough Sawn H4 Post	125 x 75	3.0	\$ 38.73

## H3 Rough Sawn Rail STOCKED

DETAILS	DIMENSIONS (MM)	LENGTHS (M)	EA
Rough Sawn H3	75 x 38	4.8	\$ 19.89

## H4 Sleepers STOCKED

DETAILS	DIMENSIONS (MM)	LENGTHS (M)	L/M
Pine Sleepers H4 Treated	200 x 50	1.8	\$ 18.82
Pine Sleepers H4 Treated	200 x 50	2.4	\$ 25.09
Pine Sleepers H4 Treated	200 x 50	3.0	\$ 31.36

Retail Price List

www.subirest.com.au

Prices inc. GST

# SUBLACO RESTORATION

EST. 1981

## Merbau Laminated Beams GL17

SPECIAL ORDER (2 DAYS)

DETAILS	DIMENSIONS (MM)	LENGTHS (M)	L/M
Merbau Laminated Beam	140 x 35	3.0 / 3.6 / 4.8 / 6.0 m	\$ 39.40
Merbau Laminated Beam	190 x 35	3.0 / 3.6 / 4.8 / 6.0 m	\$ 53.50
Merbau Laminated Beam	240 x 35	3.0 / 3.6 / 4.8 / 6.0 m	\$ 69.65
Merbau Laminated Beam	290 x 35	3.0 / 3.6 / 4.8 / 6.0 m	\$ 84.15
Merbau Laminated Beam	90 x 42	3.0 / 3.6 / 4.2 / 4.8 / 5.4 / 6.0 / 7.2m	\$ 30.10
Merbau Laminated Beam	120 x 42	3.0 / 3.6 / 4.2 / 4.8 / 5.4 / 6.0 / 6.6 / 7.2 / 7.8m	\$ 40.60
Merbau Laminated Beam	140 x 42	3.0 / 3.6 / 4.2 / 4.8 / 5.4 / 6.0 / 6.6 / 7.2 / 7.8m	\$ 47.40
Merbau Laminated Beam	190 x 42	3.0 / 3.6 / 4.2 / 4.8 / 5.4 / 6.0 / 6.6 / 7.2 / 7.8m	\$ 64.35
Merbau Laminated Beam	240 x 42	3.0 / 3.6 / 4.2 / 4.8 / 5.4 / 6.0 / 6.6 / 7.2 / 7.8m	\$ 83.60
Merbau Laminated Beam	290 x 42	3.0 / 3.6 / 4.2 / 4.8 / 5.4 / 6.0 / 7.2m	\$ 101.00
Merbau Laminated Beam	190 x 65	3.0 / 3.6 / 4.2 / 4.8 / 5.4 / 6.0 / 6.6 / 7.2 / 7.8m	\$ 100.90
Merbau Laminated Beam	240 x 65	3.0 / 3.6 / 4.2 / 4.8 / 5.4 / 6.0 / 6.6 / 7.2 / 7.8m	\$ 130.60
Merbau Laminated Beam	265 x 65	3.0 / 3.6 / 4.2 / 4.8 / 5.4 / 6.0 / 6.6 / 7.2 / 7.8m	\$ 144.25
Merbau Laminated Beam	290 x 65	3.0 / 3.6 / 4.2 / 4.8 / 5.4 / 6.0 / 6.6 / 7.2 / 7.8m	\$ 157.85
Merbau Laminated Beam	330 x 65	3.0 / 3.6 / 4.2 / 4.8 / 5.4 / 6.0 / 6.6 / 7.2 / 7.8m	\$ 184.50
Merbau Laminated Beam	240 x 80	3.0 / 3.6 / 4.2 / 4.8 / 5.4 / 6.0 / 6.6 / 7.2 / 7.8m	\$ 162.30
Merbau Laminated Beam	265 x 80	3.0 / 3.6 / 4.2 / 4.8 / 5.4 / 6.0 / 6.6 / 7.2 / 7.8m	\$ 179.25
Merbau Laminated Beam	290 x 80	3.0 / 3.6 / 4.2 / 4.8 / 5.4 / 6.0 / 6.6 / 7.2 / 7.8m	\$ 196.20
Merbau Laminated Beam	330 x 80	3.0 / 3.6 / 4.2 / 4.8 / 5.4 / 6.0 / 6.6 / 7.2 / 7.8m	\$ 227.10

## Merbau Laminated Posts GL13

SPECIAL ORDER (2 DAYS)

DETAILS	DIMENSIONS (MM)	LENGTHS (M)	L/M
Merbau Laminated Post	95 x 95	From 2.4 to 6.0 m / 7.2m	\$ 65.65
Merbau Laminated Post	120 x 120	From 2.4 to 6.0 m / 7.2m	\$ 105.60
Merbau Laminated Post	135 x 135	From 2.4 to 6.0 m / 7.2m	\$ 133.65
Merbau Laminated Post	150 x 150	From 2.4 to 6.0 m / 7.2m	\$ 167.70
Merbau Laminated Post	190 x 190	From 2.4 to 6.0 m / 7.2m	\$ 283.25
Merbau Laminated Post	240 x 240	From 2.4 to 6.0 m / 7.2m	\$ 515.00

## Merbau Finger Jointed

SPECIAL ORDER (2 DAYS)

DETAILS	DIMENSIONS (MM)	LENGTHS (M)	L/M
Merbau Finger Jointed	42 x 19	5.4 m	\$ 4.89
Merbau Finger Jointed	42 x 42	5.4 m	\$ 14.35
Merbau Finger Jointed	70 x 19	5.4 m	\$ 9.40
Merbau Finger Jointed	70 x 32	3.0 / 3.6 / 4.2 / 4.8 / 5.4 / 6.0m	\$ 18.50
Merbau Finger Jointed	70 x 42	3.0 / 3.6 / 4.2 / 4.8 / 5.4 / 6.0m	\$ 23.40
Merbau Finger Jointed	90 x 32	3.0 / 3.6 / 4.2 / 4.8 / 5.4 / 6.0m	\$ 23.45
Merbau Finger Jointed	90 x 42	3.0 / 3.6 / 4.2 / 4.8 / 5.4 / 6.0 / 7.2m	\$ 30.10

## Particleboard Flooring T/T

DETAILS	DIMENSIONS (MM)	M <sup>2</sup>	Sheet
Termite Treated *Stocked	3600 x 900 x 19	\$ 25.42	\$ 82.36
Termite Treated	3600 x 900 x 22	\$ 29.24	\$ 94.75

Retail Price List

www.subirest.com.au

Prices inc. GST

Sept 2021

Phone (08) 9444 9900

sales@subirest.com.au

Subject to change