

SUBIACO RESTORATION

EST. 1981

Structural Timber

RETAIL PRICE LIST

Prices inc. GST

SUPPLYING WA BUILDINGS SINCE 1981

Timber | Structural Timber | Decking | Mouldings | Flooring | Doors, Windows & Joinery
Heating | Architectural Hardware | Lighting & Ceilings | Cooking | Bathroom | Homewares

SUBLACO RESTORATION

EST. 1981

H2 - LVL SmartFrame - Tillings

Design guides available on request. H2 LVL is treated to order, check lead time & prices.

Lengths available in 2.1 to 12.0 m in 300 mm increments (Lengths 11.1 & longer will be charged and supplied as 12.0 m)

525 x 75 available in 4.8, 5.4, 6.0, 6.6, 7.2, 9.0, 12.0 m lengths only.



DIMENSIONS (MM)	L/M
90 x 35	\$ 8.20
130 x 35	\$ 9.87
150 x 35	\$ 11.39
170 x 35	\$ 12.91
200 x 35	\$ 15.18
240 x 35	\$ 18.21
300 x 35	\$ 22.78
90 x 42	\$ 8.20
130 x 42	\$ 11.85
150 x 42	\$ 13.66
170 x 42	\$ 15.49
200 x 42	\$ 18.21
240 x 42	\$ 21.86
300 x 42	\$ 27.34
360 x 42	\$ 32.80
400 x 42	\$ 36.44
90 x 58	\$ 11.32
130 x 58	\$ 16.36
150 x 58	\$ 18.88
170 x 58	\$ 21.39
200 x 58	\$ 25.17
240 x 58	\$ 30.20
300 x 58	\$ 37.74
360 x 58	\$ 45.30
400 x 58	\$ 50.33
450 x 58	\$ 56.62
300 x 75	\$ 48.81
400 x 75	\$ 65.08
525 x 75	\$ 140.08

SUBLACO RESTORATION

EST. 1981

H3 - LVL SmartFrame - Tillings

Design guides available on request. H3 LVL is treated to order, check lead time & prices.

Lengths available in 2.1 to 12.0 m in 300 mm increments (Lengths 11.1 & longer will be charged and supplied as 12.0 m)

525 x 75 available in 4.8, 5.4, 6.0, 6.6, 7.2, 9.0, 12.0 m lengths only.




DIMENSIONS (MM)	L/M
90 x 35	\$ 9.94
130 x 35	\$ 14.36
150 x 35	\$ 16.56
170 x 35	\$ 18.78
200 x 35	\$ 22.09
240 x 35	\$ 26.50
90 x 42	\$ 11.92
130 x 42	\$ 17.22
150 x 42	\$ 19.89
170 x 42	\$ 22.53
200 x 42	\$ 26.50
240 x 42	\$ 31.81
300 x 42	\$ 39.75
360 x 42	\$ 47.70
400 x 42	\$ 53.00
90 x 58	\$ 16.47
130 x 58	\$ 23.79
150 x 58	\$ 27.46
170 x 58	\$ 31.11
200 x 58	\$ 36.60
240 x 58	\$ 43.91
300 x 58	\$ 54.90
360 x 58	\$ 65.88
400 x 58	\$ 73.20
450 x 58	\$ 82.36
300 x 75	\$ 71.00
400 x 75	\$ 94.65

H2 - LVL E-Beam - Wesbeam

AUSTRALIAN MADE LVL ENGINEERED FOR ROOF CONSTRUCTION

E-Beams strength-to-weight ratio is much higher than regular timber

Lengths available in 2.1 to 12.0 m in 300mm increments



DIMENSIONS (MM)	L/M
90 x 63	\$ 11.65
130 x 63	\$ 16.85
150 x 63	\$ 19.40
170 x 63	\$ 22.00
200 x 63	\$ 25.90
240 x 63	\$ 31.10
300 x 63	\$ 38.85
360 x 63	\$ 46.60
400 x 63	\$ 51.80
450 x 63	\$ 58.25

SUBLACO RESTORATION

EST. 1981

H2 - I-Joist SmartFrame

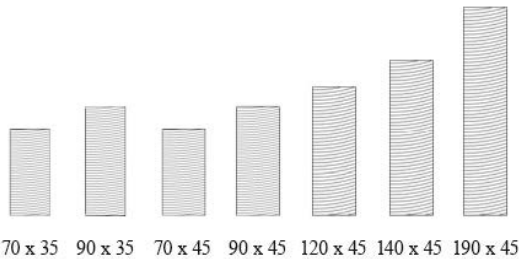
Design guides available on request. Lengths available in 0.9 to 12.0 m in 300 mm increments.

360 x 90 and 400 x 90 available in 600 mm increments only.



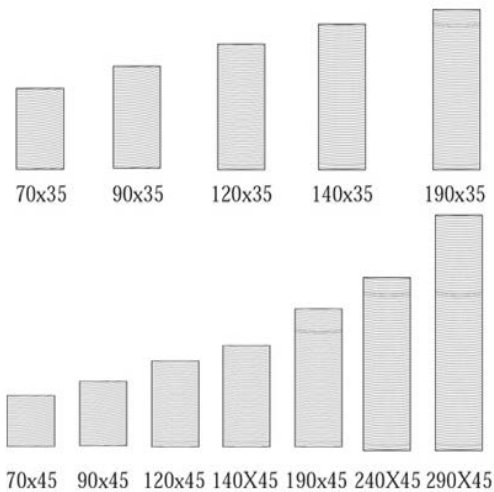
DIMENSIONS (MM)	L/M	
200 x 44	\$	13.49
240 x 40	\$	12.86
240 x 51	\$	14.87
240 x 70	\$	19.17
240 x 90	\$	22.14
300 x 40	\$	15.02
300 x 51	\$	16.05
300 x 70	\$	20.69
300 x 90	\$	25.39
360 x 58	\$	19.34
360 x 90	\$	26.64
400 x 90	\$	29.09

H2 - Blue Pine Framing MGP10



DIMENSIONS (MM)	LENGTHS (M)	L/M	
70 x 35	4.8 / 5.4 / 6.0	\$	3.15
90 x 35	4.8 / 5.4 / 6.0	\$	3.55
70 x 45	4.8 / 5.4 / 6.0	\$	4.35
90 x 45	3.6 / 4.8 / 5.4 / 6.0	\$	5.48
120 x 45	3.6 / 4.8 / 6.0	\$	7.88
140 x 45	3.6 / 4.8 / 6.0	\$	8.03
190 x 45	3.6 / 4.8 / 6.0	\$	11.28

H3 - CCA F7 Timber



DIMENSIONS (MM)	LENGTHS (M)	L/M	
70 x 35	3.6 / 4.2 / 4.8 / 5.4 / 6.0	\$	3.75
90 x 35	3.6 / 4.2 / 4.8 / 5.4 / 6.0	\$	4.67
120 x 35	3.6 / 4.8 / 6.0	\$	6.05
140 x 35	3.6 / 4.8 / 6.0	\$	8.16
190 x 35	3.6 / 4.8 / 6.0	\$	10.76
70 x 45	3.6 / 4.2 / 4.8 / 5.4 / 6.0	\$	4.95
90 x 45	3.6 / 4.2 / 4.8 / 5.4 / 6.0	\$	5.81
120 x 45	3.6 / 4.2 / 4.8 / 5.4 / 6.0	\$	8.66
140 x 45	3.6 / 4.2 / 4.8 / 5.4 / 6.0	\$	9.47
190 x 45	3.6 / 4.2 / 4.8 / 5.4 / 6.0	\$	12.50
240 x 45	3.6 / 4.8 / 6.0	\$	18.35
290 x 45	4.8 / 6.0	\$	22.10

SUBLACO RESTORATION

EST. 1981


Baltic Pine Beams

SPECIAL ORDER (2 DAYS) ADDITIONAL LENGTHS AVAILABLE OF REQUEST (21 DAYS REQUIRED)

DETAILS	DIMENSIONS (MM)	LENGTHS (M)	L/M
Baltic Laminated Beams H3	140 x 45	3.0 / 6.0	\$ 24.65
Baltic Laminated Beams H3	190 x 45	3.0 / 6.0	\$ 33.20
Baltic Laminated Beams H3	240 x 45	3.0 / 6.0	\$ 42.85

H3 - LOSP Primed Design Pine Posts GL8

H3 LOSP TREATED DESIGN PINE, GL8, PRIMED D.A.R.




66 x 66 88 x 88 112 x 112 135 x 135 150 x 150 185 x 185

DIMENSIONS (MM)	LENGTHS (M)	L/M
66 x 66	2.7 / 5.4	\$ 16.85
88 x 88	2.7 / 5.4	\$ 25.30
112 x 112	2.7 / 3.0 / 3.6 / 5.4 / 6.0 / 7.2	\$ 45.40
135 x 135	2.7 / 3.0 / 3.6 / 5.4 / 6.0 / 7.2	\$ 69.20
150 x 150	3.0 / 6.0	\$ 120.95
185 x 185	5.4 / 6.0 / 7.2 *Special Order (2-3 Days)	\$ 201.65

H3 - LOSP Primed Design Pine Beams

H3 LOSP TREATED DESIGN PINE, GL8, PRIMED D.A.R.

Quirk available by order at additional charge. 15% Surcharge Applies to Non-Stocked Lengths



230 x 42 280 x 42 180 x 65 240 x 65 280 x 65 320 x 65

DIMENSIONS (MM)	LENGTHS (M)	L/M
230 x 42 GL8	2.7 / 3.6 / 5.4	\$ 36.35
280 x 42 GL8	2.7 / 3.6 / 5.4	\$ 40.65
180 x 65 GL10	2.7 / 3.0 / 3.6 / 5.4 / 6.0 / 7.2	\$ 52.60
240 x 65 GL10	2.7 / 3.0 / 3.6 / 5.4 / 6.0 / 7.2	\$ 67.65
280 x 65 GL10	2.7 / 3.0 / 3.6 / 5.4 / 6.0 / 7.2	\$ 79.90
320 x 65 GL10	TBA *Special Order (2-3 Days)	\$ 138.00

SUBLACO RESTORATION

EST. 1981

Baltic Pine Beams and Posts

SPECIAL ORDER (2 DAYS) ADDITIONAL LENGTHS AVAILABLE OF REQUEST (21 DAYS REQUIRED)

DETAILS	DIMENSIONS (MM)	LENGTHS (M)	L/M
Baltic Laminated Dressed H4	115 x 115	3.0 / 6.0	\$ 56.50
Baltic Laminated Dressed H4	140 x 140	3.0 / 6.0	\$ 92.15
Baltic Laminated Dressed H4	190 x 190	3.0 / 6.0	\$ 166.30
Baltic Laminated Dressed H4	240 x 240	TBA	\$ 304.50
Baltic Laminated Beams H3	140 x 45	3.0 / 6.0	\$ 24.65
Baltic Laminated Beams H3	190 x 45	3.0 / 6.0	\$ 33.20
Baltic Laminated Beams H3	240 x 45	3.0 / 6.0	\$ 42.85

Kapur Laminated Beams GL17

SPECIAL ORDER (2 DAYS)

DETAILS	DIMENSIONS (MM)	LENGTHS (M)	L/M
Kapur Laminated Beam	200 x 50	From 1.2 to 7.2 m in 600 mm increments	\$ 57.60
Kapur Laminated Beam	250 x 50	From 1.2 to 7.2 m in 600 mm increments	\$ 71.95
Kapur Laminated Beam	198 x 60	From 1.2 to 7.2 m in 600 mm increments	\$ 70.40
Kapur Laminated Beam	264 x 60	From 1.2 to 7.2 m in 600 mm increments	\$ 93.75
Kapur Laminated Beam	297 x 60	From 1.2 to 7.2 m in 600 mm increments	\$ 105.50
Kapur Laminated Beam	330 x 60	From 1.2 to 7.2 m in 600 mm increments	\$ 117.25
Kapur Laminated Beam	264 x 80	From 1.2 to 7.2 m in 600 mm increments	\$ 124.95
Kapur Laminated Beam	297 x 80	From 1.2 to 7.2 m in 600 mm increments	\$ 140.65

Kapur Laminated Posts GL18

SPECIAL ORDER (2 DAYS)

DETAILS	DIMENSIONS (MM)	LENGTHS (M)	L/M
Kapur Laminated Post	120 x 120	3.0 / 3.6	\$ 67.05

CCA Laminated Posts

STOCKED ITEM

DETAILS	DIMENSIONS (MM)	LENGTHS (M)	L/M
Extreme Laminated Dressed CCA H4	88 x 88	2.4 / 3.0 / 3.6	\$ 25.35
Extreme Laminated Dressed CCA H4	112 x 112	2.4 / 3.0 / 3.6 / 6.0	\$ 47.40
Extreme Laminated Dressed CCA H4	135 x 135	3.6 / 3.6 / 6.0	\$ 76.40
Solid CCA R/Sawn H5 (Not Laminated)	100 x 100	1.5 / 1.8	\$ 15.20

H4 Sawn Posts

STOCKED

DETAILS	DIMENSIONS (MM)	LENGTHS (M)	EA
Rough Sawn H4 Post	125 x 75	1.8	\$ 20.57
Rough Sawn H4 Post	125 x 75	2.4	\$ 27.42
Rough Sawn H4 Post	125 x 75	2.7	\$ 30.85
Rough Sawn H4 Post	125 x 75	3.0	\$ 34.28

H3 Rough Sawn Rail

STOCKED

DETAILS	DIMENSIONS (MM)	LENGTHS (M)	EA
Rough Sawn H3	75 x 38	4.8	\$ 17.60

H4 Sleepers

STOCKED

DETAILS	DIMENSIONS (MM)	LENGTHS (M)	L/M
Pine Sleepers H4 Treated	200 x 50	1.8	\$ 16.66
Pine Sleepers H4 Treated	200 x 50	2.4	\$ 22.22
Pine Sleepers H4 Treated	200 x 50	3.0	\$ 27.78

SUBLACO RESTORATION

EST. 1981

Merbau Laminated Beams GL17

SPECIAL ORDER (2 DAYS)

DETAILS	DIMENSIONS (MM)	LENGTHS (M)	L/M
Merbau Laminated Beam	140 x 35	3.0 / 3.6 / 4.8 / 6.0 m	\$ 39.40
Merbau Laminated Beam	190 x 35	3.0 / 3.6 / 4.8 / 6.0 m	\$ 53.50
Merbau Laminated Beam	240 x 35	3.0 / 3.6 / 4.8 / 6.0 m	\$ 69.65
Merbau Laminated Beam	290 x 35	3.0 / 3.6 / 4.8 / 6.0 m	\$ 84.15
Merbau Laminated Beam	90 x 42	3.0 / 3.6 / 4.2 / 4.8 / 5.4 / 6.0 / 7.2m	\$ 30.10
Merbau Laminated Beam	120 x 42	3.0 / 3.6 / 4.2 / 4.8 / 5.4 / 6.0 / 6.6 / 7.2 / 7.8m	\$ 40.60
Merbau Laminated Beam	140 x 42	3.0 / 3.6 / 4.2 / 4.8 / 5.4 / 6.0 / 6.6 / 7.2 / 7.8m	\$ 47.40
Merbau Laminated Beam	190 x 42	3.0 / 3.6 / 4.2 / 4.8 / 5.4 / 6.0 / 6.6 / 7.2 / 7.8m	\$ 64.35
Merbau Laminated Beam	240 x 42	3.0 / 3.6 / 4.2 / 4.8 / 5.4 / 6.0 / 6.6 / 7.2 / 7.8m	\$ 83.60
Merbau Laminated Beam	290 x 42	3.0 / 3.6 / 4.2 / 4.8 / 5.4 / 6.0 / 7.2m	\$ 101.00
Merbau Laminated Beam	190 x 65	3.0 / 3.6 / 4.2 / 4.8 / 5.4 / 6.0 / 6.6 / 7.2 / 7.8m	\$ 100.90
Merbau Laminated Beam	240 x 65	3.0 / 3.6 / 4.2 / 4.8 / 5.4 / 6.0 / 6.6 / 7.2 / 7.8m	\$ 130.60
Merbau Laminated Beam	265 x 65	3.0 / 3.6 / 4.2 / 4.8 / 5.4 / 6.0 / 6.6 / 7.2 / 7.8m	\$ 144.25
Merbau Laminated Beam	290 x 65	3.0 / 3.6 / 4.2 / 4.8 / 5.4 / 6.0 / 6.6 / 7.2 / 7.8m	\$ 157.85
Merbau Laminated Beam	330 x 65	3.0 / 3.6 / 4.2 / 4.8 / 5.4 / 6.0 / 6.6 / 7.2 / 7.8m	\$ 184.50
Merbau Laminated Beam	240 x 80	3.0 / 3.6 / 4.2 / 4.8 / 5.4 / 6.0 / 6.6 / 7.2 / 7.8m	\$ 162.30
Merbau Laminated Beam	265 x 80	3.0 / 3.6 / 4.2 / 4.8 / 5.4 / 6.0 / 6.6 / 7.2 / 7.8m	\$ 179.25
Merbau Laminated Beam	290 x 80	3.0 / 3.6 / 4.2 / 4.8 / 5.4 / 6.0 / 6.6 / 7.2 / 7.8m	\$ 196.20
Merbau Laminated Beam	330 x 80	3.0 / 3.6 / 4.2 / 4.8 / 5.4 / 6.0 / 6.6 / 7.2 / 7.8m	\$ 227.10

Merbau Laminated Posts GL13

SPECIAL ORDER (2 DAYS)

DETAILS	DIMENSIONS (MM)	LENGTHS (M)	L/M
Merbau Laminated Post	95 x 95	From 1.8 to 6.0 m	\$ 65.65
Merbau Laminated Post	120 x 120	From 1.8 to 6.0 / 7.2 m	\$ 105.60
Merbau Laminated Post	135 x 135	From 1.8 to 5.4 m	\$ 133.65
Merbau Laminated Post	150 x 150	From 1.8 to 6.0 / 7.2 m	\$ 167.70
Merbau Laminated Post	190 x 190	From 1.8 to 5.4 m	\$ 283.25
Merbau Laminated Post	240 x 240	From 1.8 to 6.0 / 7.2 m	\$ 515.00

Merbau Finger Jointed

SPECIAL ORDER (2 DAYS)

DETAILS	DIMENSIONS (MM)	LENGTHS (M)	L/M
Merbau Finger Jointed	42 x 19	5.4 m	\$ 4.89
Merbau Finger Jointed	42 x 42	5.4 m	\$ 14.35
Merbau Finger Jointed	70 x 19	5.4 m	\$ 9.40
Merbau Finger Jointed	70 x 32	3.0 / 3.6 / 4.2 / 4.8 / 5.4 / 6.0m	\$ 18.30
Merbau Finger Jointed	70 x 42	3.0 / 3.6 / 4.2 / 4.8 / 5.4 / 6.0m	\$ 23.40
Merbau Finger Jointed	90 x 32	3.0 / 3.6 / 4.2 / 4.8 / 5.4 / 6.0m	\$ 23.45
Merbau Finger Jointed	90 x 42	3.0 / 3.6 / 4.2 / 4.8 / 5.4 / 6.0 / 7.2m	\$ 30.10

SUBLACO RESTORATION

EST. 1981

Particleboard Flooring Std and T/T

DETAILS	DIMENSIONS (MM)	M ²	Sheet
Raw Moisture Resistant	3600 x 1200 x 19	\$ 25.23	\$ 109.00
Termite Treated	3600 x 1200 x 19	\$ 26.85	\$ 116.00
Raw Moisture Resistant	3600 x 1200 x 22	\$ 26.62	\$ 115.00
Termite Treated	3600 x 1200 x 22	\$ 30.55	\$ 132.00