

SUBIACO RESTORATION

EST. 1981

Structural Timber

RETAIL PRICE LIST

Prices inc. GST

SUPPLYING WA BUILDINGS SINCE 1981

Timber | Structural Timber | Decking | Mouldings | Flooring | Doors, Windows & Joinery
Heating | Architectural Hardware | Lighting & Ceilings | Cooking | Bathroom | Homewares

SUBIACO RESTORATION

EST. 1981

H2 - LVL SmartFrame - Tillings

Design guides available on request. H2 LVL is treated to order, check lead time & prices.

Lengths 11.1 & longer will be charged and supplied as 12.0 m



DIMENSIONS (MM)	LENGTHS (M)	L/M
90 x 35	2.1 to 12.0m in 300mm increments	\$ 8.02
120 x 35	2.1 to 12.0m in 300mm increments	\$ 10.68
140 x 35	2.1 to 12.0m in 300mm increments	\$ 12.47
170 x 35	2.1 to 12.0m in 300mm increments	\$ 15.14
240 x 35	2.1 to 12.0m in 300mm increments	\$ 21.37
90 x 45	2.1 to 12.0m in 300mm increments	\$ 9.19
130 x 45	2.1 to 12.0m in 300mm increments	\$ 13.29
150 x 45	2.1 to 12.0m in 300mm increments	\$ 15.31
170 x 45	2.1 to 12.0m in 300mm increments	\$ 17.36
200 x 45	2.1 to 12.0m in 300mm increments	\$ 20.43
240 x 45	2.1 to 12.0m in 300mm increments	\$ 24.51
300 x 45	2.1 to 12.0m in 300mm increments	\$ 30.65
360 x 45	2.1 to 12.0m in 300mm increments	\$ 36.77
400 x 45	2.1 to 12.0m in 300mm increments	\$ 40.86
90 x 63	2.1 to 12.0m in 300mm increments	\$ 12.88
130 x 63	2.1 to 12.0m in 300mm increments	\$ 18.59
150 x 63	2.1 to 12.0m in 300mm increments	\$ 21.45
170 x 63	2.1 to 12.0m in 300mm increments	\$ 24.32
200 x 63	2.1 to 12.0m in 300mm increments	\$ 28.60
240 x 63	2.1 to 12.0m in 300mm increments	\$ 34.31
300 x 63	2.1 to 12.0m in 300mm increments	\$ 42.91
360 x 63	2.1 to 12.0m in 300mm increments	\$ 51.49
400 x 63	2.1 to 12.0m in 300mm increments	\$ 57.20
450 x 63	2.1 to 12.0m in 300mm increments	\$ 64.35
300 x 75	2.1 to 12.0m in 300mm increments	\$ 53.69
400 x 75	2.1 to 12.0m in 300mm increments	\$ 71.59
525 x 75	4.8 / 5.4 / 6.0 / 6.6 / 7.2 / 9.0 / 12.0	\$ 154.05

SUBLIACO RESTORATION

EST. 1981

H3 - LVL SmartFrame - Tillings

Design guides available on request. H3 LVL is treated to order, check lead time & prices.

Lengths 11.1 & longer will be charged and supplied as 12.0 m

525 x 75 available in 4.8, 5.4, 6.0, 6.6, 7.2, 9.0, 12.0 m lengths only.




DIMENSIONS (MM)	LENGTHS (M)	L/M
90 x 35	2.1 to 12.0m in 300mm increments	\$ 10.59
120 x 35	2.1 to 12.0m in 300mm increments	\$ 14.12
140 x 35	2.1 to 12.0m in 300mm increments	\$ 16.47
240 x 35	2.1 to 12.0m in 300mm increments	\$ 28.26
90 x 42	2.1 to 12.0m in 300mm increments	\$ 12.71
130 x 42	2.1 to 12.0m in 300mm increments	\$ 18.37
150 x 42	2.1 to 12.0m in 300mm increments	\$ 21.18
170 x 42	2.1 to 12.0m in 300mm increments	\$ 24.01
200 x 42	2.1 to 12.0m in 300mm increments	\$ 28.26
240 x 42	2.1 to 12.0m in 300mm increments	\$ 33.90
300 x 42	2.1 to 12.0m in 300mm increments	\$ 42.38
360 x 42	2.1 to 12.0m in 300mm increments	\$ 50.86
400 x 42	2.1 to 12.0m in 300mm increments	\$ 56.50
90 x 58	2.1 to 12.0m in 300mm increments	\$ 17.55
130 x 58	2.1 to 12.0m in 300mm increments	\$ 25.36
150 x 58	2.1 to 12.0m in 300mm increments	\$ 29.27
170 x 58	2.1 to 12.0m in 300mm increments	\$ 33.15
200 x 58	2.1 to 12.0m in 300mm increments	\$ 39.02
240 x 58	2.1 to 12.0m in 300mm increments	\$ 46.81
300 x 58	2.1 to 12.0m in 300mm increments	\$ 58.51
360 x 58	2.1 to 12.0m in 300mm increments	\$ 70.23
400 x 58	2.1 to 12.0m in 300mm increments	\$ 78.02
450 x 58	2.1 to 12.0m in 300mm increments	\$ 87.78
300 x 75	2.1 to 12.0m in 300mm increments	\$ 75.67
400 x 75	2.1 to 12.0m in 300mm increments	\$ 100.89
525 x 75	4.8 / 5.4 / 6.0 / 6.6 / 7.2 / 9.0 / 12.0	\$ 183.64

H2 - LVL E-Beam -Wesbeam (Blue Stain)

AUSTRALIAN MADE LVL ENGINEERED FOR ROOF CONSTRUCTION

E-Beams strength-to-weight ratio is much higher than regular timber



DIMENSIONS (MM)	LENGTHS (M)	L/M
90 x 63	2.1 to 12.6m in 300mm increments	\$ 11.75
130 x 63	2.1 to 12.6m in 300mm increments	\$ 17.00
150 x 63	2.1 to 12.6m in 300mm increments	\$ 19.55
170 x 63	2.1 to 12.6m in 300mm increments	\$ 22.20
200 x 63	2.1 to 12.6m in 300mm increments	\$ 26.10
240 x 63	2.1 to 12.6m in 300mm increments	\$ 31.30
300 x 63	2.1 to 12.6m in 300mm increments	\$ 39.10
360 x 63	2.1 to 12.6m in 300mm increments	\$ 47.00
400 x 63	2.1 to 12.6m in 300mm increments	\$ 52.20
450 x 63	2.1 to 12.6m in 300mm increments	\$ 58.70

SUBIACO RESTORATION

EST. 1981

H2 - I-Joist SmartFrame

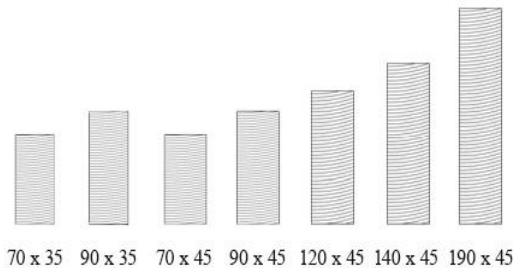
Design guides available on request.

360 x 90 available in 600 mm increments only.



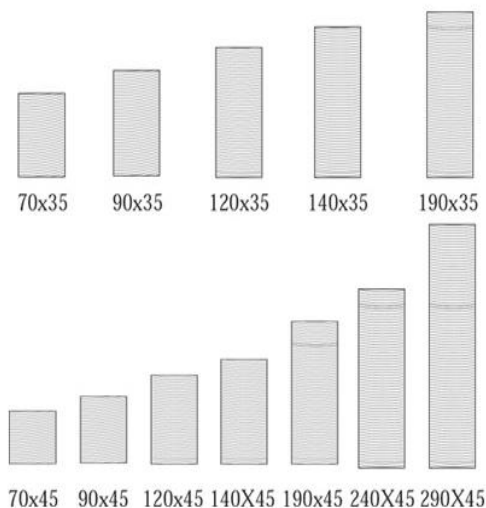
DIMENSIONS (MM)	LENGTHS (M)	L/M
200 x 44	0.9 to 12.0m in 300mm increments	\$ 13.66
240 x 40	0.9 to 12.0m in 300mm increments	\$ 13.25
240 x 51	0.9 to 12.0m in 300mm increments	\$ 15.26
240 x 70	0.9 to 12.0m in 300mm increments	\$ 20.89
240 x 90	0.9 to 12.0m in 300mm increments	\$ 22.84
300 x 40	0.9 to 12.0m in 300mm increments	\$ 15.50
300 x 51	0.9 to 12.0m in 300mm increments	\$ 16.53
300 x 70	0.9 to 12.0m in 300mm increments	\$ 23.43
300 x 90	0.9 to 12.0m in 300mm increments	\$ 26.21
360 x 58	0.9 to 12.0m in 300mm increments	\$ 19.94
360 x 90	0.9 to 12.0m in 600mm increments	\$ 27.53

H2 - Blue Pine Framing MGP10



DIMENSIONS (MM)	LENGTHS (M)	L/M
70 x 35	4.8 / 5.4 / 6.0	\$ 3.48
90 x 35	4.8 / 5.4 / 6.0	\$ 3.55
70 x 45	4.8 / 5.4 / 6.0	\$ 4.81
90 x 45	3.6 / 4.8 / 5.4 / 6.0	\$ 5.48
120 x 45	3.6 / 4.8 / 6.0	\$ 7.88
140 x 45	3.6 / 4.8 / 6.0	\$ 8.32
190 x 45	3.6 / 4.8 / 6.0	\$ 11.82

H3 - CCA F7 Timber



DIMENSIONS (MM)	LENGTHS (M)	L/M
70 x 35	3.6 / 4.2 / 4.8 / 5.4 / 6.0	\$ 4.16
90 x 35	3.6 / 4.2 / 4.8 / 5.4 / 6.0	\$ 4.78
120 x 35	3.6 / 4.8 / 6.0	\$ 6.65
140 x 35	3.6 / 4.8 / 6.0	\$ 8.32
190 x 35	3.6 / 4.8 / 6.0	\$ 11.43
70 x 45	3.6 / 4.2 / 4.8 / 5.4 / 6.0	\$ 5.47
90 x 45	3.6 / 4.2 / 4.8 / 5.4 / 6.0	\$ 5.81
120 x 45	3.6 / 4.2 / 4.8 / 5.4 / 6.0	\$ 9.14
140 x 45	3.6 / 4.2 / 4.8 / 5.4 / 6.0	\$ 10.49
190 x 45	3.6 / 4.2 / 4.8 / 5.4 / 6.0	\$ 13.92
240 x 45	3.6 / 4.8 / 6.0	\$ 20.48
290 x 45	4.8 / 6.0	\$ 24.26

SUBIACO RESTORATION

EST. 1981


Baltic Pine Beams

SPECIAL ORDER (2 DAYS) ADDITIONAL LENGTHS AVAILABLE OF REQUEST (21 DAYS REQUIRED)

DETAILS	DIMENSIONS (MM)	LENGTHS (M)	L/M
Baltic Laminated Beams H3	140 x 45	3.0 / 6.0	\$ 24.65
Baltic Laminated Beams H3	190 x 45	3.0 / 6.0	\$ 33.20
Baltic Laminated Beams H3	240 x 45	3.0 / 6.0	\$ 42.85

H3 - LOSP Primed Design Pine Posts GL8

H3 LOSP TREATED DESIGN PINE, GL8, PRIMED D.A.R.

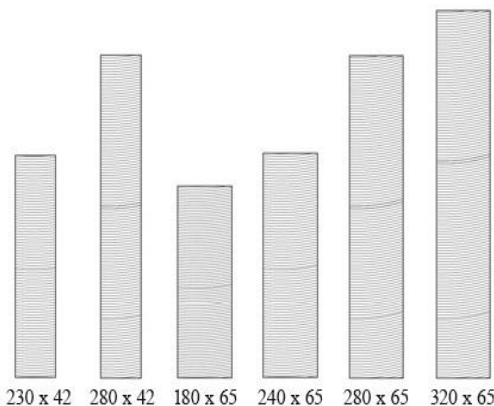


DIMENSIONS (MM)	LENGTHS (M)	L/M
66 x 66	2.7 / 5.4	\$ 16.85
88 x 88	2.7 / 5.4	\$ 25.30
112 x 112	2.7 / 3.0 / 3.6 / 5.4 / 6.0 / 7.2	\$ 45.40
135 x 135	2.7 / 3.0 / 3.6 / 5.4 / 6.0 / 7.2	\$ 69.20
150 x 150	3.0 / 6.0	\$ 120.95
185 x 185	5.4 / 6.0 / 7.2 *Special Order (2-3 Days)	\$ 201.65

H3 - LOSP Primed Design Pine Beams

H3 LOSP TREATED DESIGN PINE, GL8, PRIMED D.A.R.

Quirk available by order at additional charge. 15% Surcharge Applies to Non-Stocked Lengths



DIMENSIONS (MM)	LENGTHS (M)	L/M
230 x 42 GL8	2.7 / 3.6 / 5.4	\$ 36.35
280 x 42 GL8	2.7 / 3.6 / 5.4	\$ 40.65
180 x 65 GL10	2.7 / 3.0 / 3.6 / 5.4 / 6.0 / 7.2	\$ 52.60
240 x 65 GL10	2.7 / 3.0 / 3.6 / 5.4 / 6.0 / 7.2	\$ 67.65
280 x 65 GL10	2.7 / 3.0 / 3.6 / 5.4 / 6.0 / 7.2	\$ 79.90
320 x 65 GL10	TBA *Special Order (2-3 Days)	\$ 138.00

SUBIACO RESTORATION

EST. 1981

Baltic Pine Beams and Posts

SPECIAL ORDER (2 DAYS) ADDITIONAL LENGTHS AVAILABLE OF REQUEST (21 DAYS REQUIRED)

DETAILS	DIMENSIONS (MM)	LENGTHS (M)	L/M
Baltic Laminated Dressed H4	115 x 115	3.0 / 6.0	\$ 61.20
Baltic Laminated Dressed H4	140 x 140	3.0 / 6.0	\$ 99.00
Baltic Laminated Dressed H4	190 x 190	3.0 / 6.0	\$ 178.00
Baltic Laminated Dressed H4	240 x 240	TBA	\$ 356.00
Baltic Laminated Beams H3	140 x 45	3.0 / 6.0	\$ 26.80
Baltic Laminated Beams H3	190 x 45	3.0 / 6.0	\$ 36.10
Baltic Laminated Beams H3	240 x 45	3.0 / 6.0	\$ 46.70

Kapur Laminated Beams GL17

SPECIAL ORDER (2 DAYS)

DETAILS	DIMENSIONS (MM)	LENGTHS (M)	L/M
Kapur Laminated Beam	200 x 50	From 1.2 to 7.2 m in 600 mm increments	\$ 60.45
Kapur Laminated Beam	250 x 50	From 1.2 to 7.2 m in 600 mm increments	\$ 75.55
Kapur Laminated Beam	198 x 60	From 1.2 to 7.2 m in 600 mm increments	\$ 73.90
Kapur Laminated Beam	264 x 60	From 1.2 to 7.2 m in 600 mm increments	\$ 98.45
Kapur Laminated Beam	297 x 60	From 1.2 to 7.2 m in 600 mm increments	\$ 110.80
Kapur Laminated Beam	330 x 60	From 1.2 to 7.2 m in 600 mm increments	\$ 123.15
Kapur Laminated Beam	264 x 80	From 1.2 to 7.2 m in 600 mm increments	\$ 131.20
Kapur Laminated Beam	297 x 80	From 1.2 to 7.2 m in 600 mm increments	\$ 147.70

Kapur Laminated Posts GL18

SPECIAL ORDER (2 DAYS)

DETAILS	DIMENSIONS (MM)	LENGTHS (M)	L/M
Kapur Laminated Post	95 x 95	2.4 / 2.7 / 3.0 / 3.6	\$ 40.10
Kapur Laminated Post	120 x 120	2.4 / 2.7 / 3.0 / 3.6 / 4.2 / 4.8 / 5.4 / 6.0	\$ 70.40

CCA Laminated Posts

STOCKED ITEM

DETAILS	DIMENSIONS (MM)	LENGTHS (M)	L/M
Extreme Laminated Dressed CCA H4	88 x 88	2.4 / 3.0 / 3.6	\$ 28.75
Extreme Laminated Dressed CCA H4	112 x 112	2.4 / 3.0 / 3.6 / 6.0	\$ 53.24
Extreme Laminated Dressed CCA H4	135 x 135	3.0 / 3.6 / 3.6 / 6.0	\$ 80.22
Solid CCA R/Sawn H5 (Not Laminated)	100 x 100	1.5 / 1.8	\$ 16.05

H4 Sawn Posts STOCKED

DETAILS	DIMENSIONS (MM)	LENGTHS (M)	EA
Rough Sawn H4 Post	125 x 75	1.8	\$ 20.57
Rough Sawn H4 Post	125 x 75	2.4	\$ 27.42
Rough Sawn H4 Post	125 x 75	2.7	\$ 30.85
Rough Sawn H4 Post	125 x 75	3.0	\$ 34.28

H3 Rough Sawn Rail STOCKED

DETAILS	DIMENSIONS (MM)	LENGTHS (M)	EA
Rough Sawn H3	75 x 38	4.8	\$ 17.60

H4 Sleepers STOCKED

DETAILS	DIMENSIONS (MM)	LENGTHS (M)	L/M
Pine Sleepers H4 Treated	200 x 50	1.8	\$ 16.66
Pine Sleepers H4 Treated	200 x 50	2.4	\$ 22.22
Pine Sleepers H4 Treated	200 x 50	3.0	\$ 27.78

SUBIACO RESTORATION

EST. 1981

Merbau Laminated Beams GL17

SPECIAL ORDER (2 DAYS)

DETAILS	DIMENSIONS (MM)	LENGTHS (M)	L/M
Merbau Laminated Beam	140 x 35	3.0 / 3.6 / 4.8 / 6.0 m	\$ 39.40
Merbau Laminated Beam	190 x 35	3.0 / 3.6 / 4.8 / 6.0 m	\$ 53.50
Merbau Laminated Beam	240 x 35	3.0 / 3.6 / 4.8 / 6.0 m	\$ 69.65
Merbau Laminated Beam	290 x 35	3.0 / 3.6 / 4.8 / 6.0 m	\$ 84.15
Merbau Laminated Beam	90 x 42	3.0 / 3.6 / 4.2 / 4.8 / 5.4 / 6.0 / 7.2m	\$ 30.10
Merbau Laminated Beam	120 x 42	3.0 / 3.6 / 4.2 / 4.8 / 5.4 / 6.0 / 6.6 / 7.2 / 7.8m	\$ 40.60
Merbau Laminated Beam	140 x 42	3.0 / 3.6 / 4.2 / 4.8 / 5.4 / 6.0 / 6.6 / 7.2 / 7.8m	\$ 47.40
Merbau Laminated Beam	190 x 42	3.0 / 3.6 / 4.2 / 4.8 / 5.4 / 6.0 / 6.6 / 7.2 / 7.8m	\$ 64.35
Merbau Laminated Beam	240 x 42	3.0 / 3.6 / 4.2 / 4.8 / 5.4 / 6.0 / 6.6 / 7.2 / 7.8m	\$ 83.60
Merbau Laminated Beam	290 x 42	3.0 / 3.6 / 4.2 / 4.8 / 5.4 / 6.0 / 7.2m	\$ 101.00
Merbau Laminated Beam	190 x 65	3.0 / 3.6 / 4.2 / 4.8 / 5.4 / 6.0 / 6.6 / 7.2 / 7.8m	\$ 100.90
Merbau Laminated Beam	240 x 65	3.0 / 3.6 / 4.2 / 4.8 / 5.4 / 6.0 / 6.6 / 7.2 / 7.8m	\$ 130.60
Merbau Laminated Beam	265 x 65	3.0 / 3.6 / 4.2 / 4.8 / 5.4 / 6.0 / 6.6 / 7.2 / 7.8m	\$ 144.25
Merbau Laminated Beam	290 x 65	3.0 / 3.6 / 4.2 / 4.8 / 5.4 / 6.0 / 6.6 / 7.2 / 7.8m	\$ 157.85
Merbau Laminated Beam	330 x 65	3.0 / 3.6 / 4.2 / 4.8 / 5.4 / 6.0 / 6.6 / 7.2 / 7.8m	\$ 184.50
Merbau Laminated Beam	240 x 80	3.0 / 3.6 / 4.2 / 4.8 / 5.4 / 6.0 / 6.6 / 7.2 / 7.8m	\$ 162.30
Merbau Laminated Beam	265 x 80	3.0 / 3.6 / 4.2 / 4.8 / 5.4 / 6.0 / 6.6 / 7.2 / 7.8m	\$ 179.25
Merbau Laminated Beam	290 x 80	3.0 / 3.6 / 4.2 / 4.8 / 5.4 / 6.0 / 6.6 / 7.2 / 7.8m	\$ 196.20
Merbau Laminated Beam	330 x 80	3.0 / 3.6 / 4.2 / 4.8 / 5.4 / 6.0 / 6.6 / 7.2 / 7.8m	\$ 227.10

Merbau Laminated Posts GL13

SPECIAL ORDER (2 DAYS)

DETAILS	DIMENSIONS (MM)	LENGTHS (M)	L/M
Merbau Laminated Post	95 x 95	From 2.4 to 6.0 m / 7.2m	\$ 65.65
Merbau Laminated Post	120 x 120	From 2.4 to 6.0 m / 7.2m	\$ 105.60
Merbau Laminated Post	135 x 135	From 2.4 to 6.0 m / 7.2m	\$ 133.65
Merbau Laminated Post	150 x 150	From 2.4 to 6.0 m / 7.2m	\$ 167.70
Merbau Laminated Post	190 x 190	From 2.4 to 6.0 m / 7.2m	\$ 283.25
Merbau Laminated Post	240 x 240	From 2.4 to 6.0 m / 7.2m	\$ 515.00

Merbau Finger Jointed

SPECIAL ORDER (2 DAYS)

DETAILS	DIMENSIONS (MM)	LENGTHS (M)	L/M
Merbau Finger Jointed	42 x 19	5.4 m	\$ 4.89
Merbau Finger Jointed	42 x 42	5.4 m	\$ 14.35
Merbau Finger Jointed	70 x 19	5.4 m	\$ 9.40
Merbau Finger Jointed	70 x 32	3.0 / 3.6 / 4.2 / 4.8 / 5.4 / 6.0m	\$ 18.30
Merbau Finger Jointed	70 x 42	3.0 / 3.6 / 4.2 / 4.8 / 5.4 / 6.0m	\$ 23.40
Merbau Finger Jointed	90 x 32	3.0 / 3.6 / 4.2 / 4.8 / 5.4 / 6.0m	\$ 23.45
Merbau Finger Jointed	90 x 42	3.0 / 3.6 / 4.2 / 4.8 / 5.4 / 6.0 / 7.2m	\$ 30.10

Particleboard Flooring Std and T/T

DETAILS	DIMENSIONS (MM)	M ²	Sheet
Termite Treated *Stocked	3600 x 900 x 19	\$ 22.36	\$ 72.46
Termite Treated	3600 x 900 x 22	\$ 26.83	\$ 86.93