

**SUBIACO RESTORATION**

EST. 1981

# Structural Timber

## RETAIL PRICE LIST

Prices inc. GST

**SUPPLYING WA BUILDINGS SINCE 1981**

Timber | Structural Timber | Decking | Mouldings | Flooring | Doors, Windows & Joinery  
Heating | Architectural Hardware | Lighting & Ceilings | Cooking | Bathroom | Homewares

# SUBLACO RESTORATION

EST. 1981

## H2 - LVL SmartFrame - Tillings

Design guides available on request. H2 LVL is treated to order, check lead time & prices.

Lengths 11.1 & longer will be charged and supplied as 12.0 m



DIMENSIONS (MM)	LENGTHS (M)	L/M
90 x 35	2.1 to 12.0m in 300mm increments	\$ 12.01
120 x 35	2.1 to 12.0m in 300mm increments	\$ 16.00
140 x 35	2.1 to 12.0m in 300mm increments	\$ 18.66
170 x 35	2.1 to 12.0m in 300mm increments	\$ 22.67
240 x 35	2.1 to 12.0m in 300mm increments	\$ 31.99
90 x 45	2.1 to 12.0m in 300mm increments	\$ 13.22
130 x 45	2.1 to 12.0m in 300mm increments	\$ 19.08
150 x 45	2.1 to 12.0m in 300mm increments	\$ 22.02
170 x 45	2.1 to 12.0m in 300mm increments	\$ 24.95
200 x 45	2.1 to 12.0m in 300mm increments	\$ 29.35
240 x 45	2.1 to 12.0m in 300mm increments	\$ 35.23
300 x 45	2.1 to 12.0m in 300mm increments	\$ 44.03
360 x 45	2.1 to 12.0m in 300mm increments	\$ 52.83
400 x 45	2.1 to 12.0m in 300mm increments	\$ 58.72
90 x 63	2.1 to 12.0m in 300mm increments	\$ 18.49
130 x 63	2.1 to 12.0m in 300mm increments	\$ 26.71
150 x 63	2.1 to 12.0m in 300mm increments	\$ 30.82
170 x 63	2.1 to 12.0m in 300mm increments	\$ 34.93
200 x 63	2.1 to 12.0m in 300mm increments	\$ 41.10
240 x 63	2.1 to 12.0m in 300mm increments	\$ 49.32
300 x 63	2.1 to 12.0m in 300mm increments	\$ 61.65
360 x 63	2.1 to 12.0m in 300mm increments	\$ 73.98
400 x 63	2.1 to 12.0m in 300mm increments	\$ 82.20
450 x 63	2.1 to 12.0m in 300mm increments	\$ 92.47
300 x 75	2.1 to 12.0m in 300mm increments	\$ 80.39
400 x 75	2.1 to 12.0m in 300mm increments	\$ 107.19
525 x 75	4.8 / 5.4 / 6.0 / 6.6 / 7.2 / 9.0 / 12.0	\$ 230.71

# SUBLACO RESTORATION

EST. 1981

## H3 - LVL SmartFrame - Tillings

Design guides available on request. H3 LVL is treated to order, check lead time & prices.

Lengths 11.1 & longer will be charged and supplied as 12.0 m

525 x 75 available in 4.8, 5.4, 6.0, 6.6, 7.2, 9.0, 12.0 m lengths only.




DIMENSIONS (MM)	LENGTHS (M)	L/M
90 x 35	2.1 to 12.0m in 300mm increments	\$ 15.23
120 x 35	2.1 to 12.0m in 300mm increments	\$ 20.29
140 x 35	2.1 to 12.0m in 300mm increments	\$ 23.69
240 x 35	2.1 to 12.0m in 300mm increments	\$ 40.59
90 x 42	2.1 to 12.0m in 300mm increments	\$ 18.27
130 x 42	2.1 to 12.0m in 300mm increments	\$ 26.38
150 x 42	2.1 to 12.0m in 300mm increments	\$ 30.44
170 x 42	2.1 to 12.0m in 300mm increments	\$ 34.50
200 x 42	2.1 to 12.0m in 300mm increments	\$ 40.59
240 x 42	2.1 to 12.0m in 300mm increments	\$ 48.71
300 x 42	2.1 to 12.0m in 300mm increments	\$ 60.90
360 x 42	2.1 to 12.0m in 300mm increments	\$ 73.08
400 x 42	2.1 to 12.0m in 300mm increments	\$ 81.20
90 x 58	2.1 to 12.0m in 300mm increments	\$ 25.22
130 x 58	2.1 to 12.0m in 300mm increments	\$ 36.44
150 x 58	2.1 to 12.0m in 300mm increments	\$ 42.04
170 x 58	2.1 to 12.0m in 300mm increments	\$ 47.65
200 x 58	2.1 to 12.0m in 300mm increments	\$ 56.06
240 x 58	2.1 to 12.0m in 300mm increments	\$ 67.28
300 x 58	2.1 to 12.0m in 300mm increments	\$ 84.09
360 x 58	2.1 to 12.0m in 300mm increments	\$ 100.91
400 x 58	2.1 to 12.0m in 300mm increments	\$ 112.11
450 x 58	2.1 to 12.0m in 300mm increments	\$ 126.13
300 x 75	2.1 to 12.0m in 300mm increments	\$ 108.74
400 x 75	2.1 to 12.0m in 300mm increments	\$ 144.98
525 x 75	4.8 / 5.4 / 6.0 / 6.6 / 7.2 / 9.0 / 12.0	\$ 263.86

## H2 - LVL E-Beam - Wesbeam (Blue Stain)

AUSTRALIAN MADE LVL ENGINEERED FOR ROOF CONSTRUCTION

E-Beams strength-to-weight ratio is much higher than regular timber



DIMENSIONS (MM)	LENGTHS (M)	L/M
90 x 35	2.1 to 12.6m in 300mm increments	\$ 9.89
130 x 35	2.1 to 12.6m in 300mm increments	\$ 14.26
150 x 35	2.1 to 12.6m in 300mm increments	\$ 16.49
200 x 35	2.1 to 12.6m in 300mm increments	\$ 21.98
90 x 45	2.1 to 12.6m in 300mm increments	\$ 12.71
150 x 45	2.1 to 12.6m in 300mm increments	\$ 21.20
200 x 45	2.1 to 12.6m in 300mm increments	\$ 28.29
240 x 45	2.1 to 12.6m in 300mm increments	\$ 33.92
300 x 45	2.1 to 12.6m in 300mm increments	\$ 42.38
360 x 45	2.1 to 12.6m in 300mm increments	\$ 50.89
400 x 45	2.1 to 12.6m in 300mm increments	\$ 56.52
90 x 63	2.1 to 12.6m in 300mm increments	\$ 17.80
150 x 63	2.1 to 12.6m in 300mm increments	\$ 29.66
200 x 63	2.1 to 12.6m in 300mm increments	\$ 39.55
240 x 63	2.1 to 12.6m in 300mm increments	\$ 47.46
300 x 63	2.1 to 12.6m in 300mm increments	\$ 59.35
360 x 63	2.1 to 12.6m in 300mm increments	\$ 71.22
400 x 63	2.1 to 12.6m in 300mm increments	\$ 79.13

# SUBLACO RESTORATION

EST. 1981

## H2 - I-Joist SmartFrame

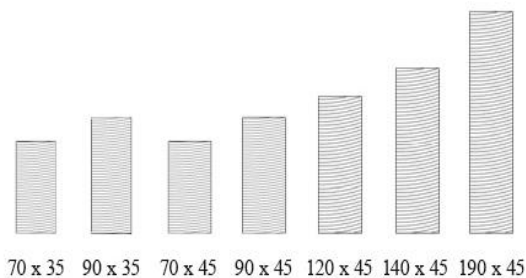
Design guides available on request.

360 x 90 available in 600 mm increments only.



DIMENSIONS (MM)	LENGTHS (M)	L/M
200 x 44	0.9 to 12.0m in 300mm increments	\$ 26.09
240 x 40	0.9 to 12.0m in 300mm increments	\$ 24.85
240 x 51	0.9 to 12.0m in 300mm increments	\$ 28.74
240 x 70	0.9 to 12.0m in 300mm increments	\$ 37.06
240 x 90	0.9 to 12.0m in 300mm increments	\$ 42.82
300 x 40	0.9 to 12.0m in 300mm increments	\$ 29.09
300 x 51	0.9 to 12.0m in 300mm increments	\$ 31.00
300 x 70	0.9 to 12.0m in 300mm increments	\$ 39.99
300 x 90	0.9 to 12.0m in 300mm increments	\$ 49.08
360 x 58	0.9 to 12.0m in 300mm increments	\$ 37.38
360 x 90	0.9 to 12.0m in 600mm increments	\$ 51.52

## H2 - Blue Pine Framing MGP10

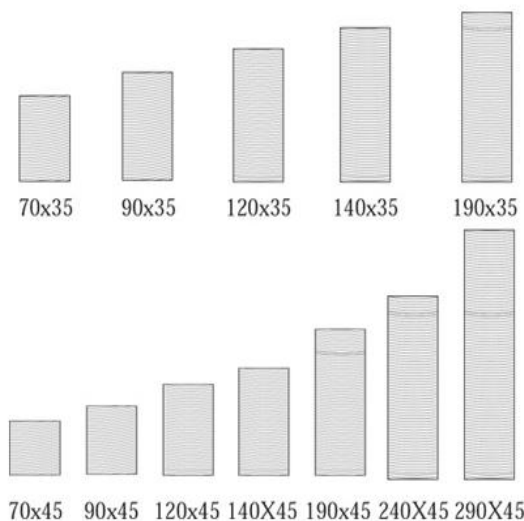


70 x 35 90 x 35 70 x 45 90 x 45 120 x 45 140 x 45 190 x 45

**\*Currently unavailable**

DIMENSIONS (MM)	LENGTHS (M)	L/M
70 x 35	4.8 / 5.4 / 6.0	P.O.A
90 x 35	4.8 / 5.4 / 6.0	P.O.A
70 x 45	4.8 / 5.4 / 6.0	P.O.A
90 x 45	3.6 / 4.8 / 5.4 / 6.0	P.O.A
120 x 45	3.6 / 4.8 / 6.0	P.O.A
140 x 45	3.6 / 4.8 / 6.0	P.O.A
190 x 45	3.6 / 4.8 / 6.0	P.O.A

## H3 - CCA F7 Timber



70x35 90x35 120x35 140x35 190x35 70x45 90x45 120x45 140x45 190x45 240x45 290x45

DIMENSIONS (MM)	LENGTHS (M)	L/M
70 x 35	3.6 / 4.2 / 4.8 / 5.4 / 6.0	\$ 5.51
90 x 35	3.6 / 4.2 / 4.8 / 5.4 / 6.0	\$ 6.31
120 x 35	3.6 / 4.8 / 6.0	\$ 9.19
140 x 35	3.6 / 4.8 / 6.0	\$ 11.00
190 x 35	3.6 / 4.8 / 6.0	\$ 15.09
70 x 45	3.6 / 4.2 / 4.8 / 5.4 / 6.0	\$ 7.25
90 x 45	3.6 / 4.2 / 4.8 / 5.4 / 6.0	\$ 8.53
120 x 45	3.6 / 4.2 / 4.8 / 5.4 / 6.0	\$ 12.07
140 x 45	3.6 / 4.2 / 4.8 / 5.4 / 6.0	\$ 14.12
190 x 45	3.6 / 4.2 / 4.8 / 5.4 / 6.0	\$ 18.76
240 x 45	3.6 / 4.8 / 6.0	\$ 27.07
290 x 45	4.8 / 6.0	\$ 33.82

# SUBLACO RESTORATION

EST. 1981


## Baltic Pine Beams

SPECIAL ORDER (2 DAYS) ADDITIONAL LENGTHS AVAILABLE OF REQUEST (21 DAYS REQUIRED)

DETAILS	DIMENSIONS (MM)	LENGTHS (M)	L/M
Baltic Laminated Beams H3	140 x 45	3.0 / 6.0	P.O.A
Baltic Laminated Beams H3	190 x 45	3.0 / 6.0	P.O.A
Baltic Laminated Beams H3	240 x 45	3.0 / 6.0	P.O.A

## H3 - LOSP Primed Design Pine Posts GL8

H3 LOSP TREATED DESIGN PINE, GL8, PRIMED D.A.R.

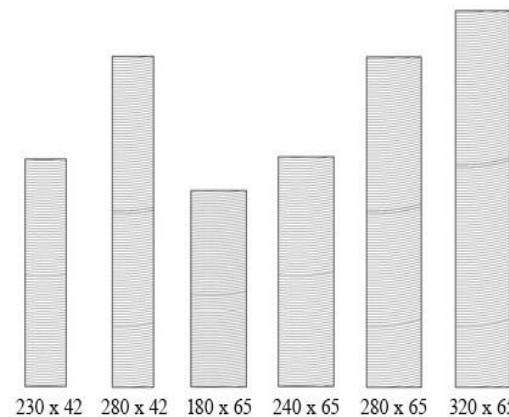


DIMENSIONS (MM)	LENGTHS (M)	L/M
66 x 66	2.7 / 5.4	\$ 21.68
88 x 88	2.7 / 5.4	\$ 32.62
112 x 112	2.7 / 3.0 / 3.6 / 5.4 / 6.0 / 7.2	\$ 60.12
135 x 135	2.7 / 3.0 / 3.6 / 5.4 / 6.0 / 7.2	\$ 82.22
150 x 150	3.0 / 6.0	\$ 149.53
185 x 185	5.4 / 6.0 / 7.2 *Special Order (2-3 Days)	\$ 302.42

## H3 - LOSP Primed Design Pine Beams

H3 LOSP TREATED DESIGN PINE, GL8, PRIMED D.A.R.

Quirk available by order at additional charge. 15% Surcharge Applies to Non-Stocked Lengths



DIMENSIONS (MM)	LENGTHS (M)	L/M
230 x 42 F7	2.7 / 3.6 / 5.4	\$ 43.61
280 x 42 F7	2.7 / 3.6 / 5.4	\$ 52.85
180 x 65 GL10	2.7 / 3.0 / 3.6 / 5.4 / 6.0 / 7.2	\$ 59.83
240 x 65 GL10	2.7 / 3.0 / 3.6 / 5.4 / 6.0 / 7.2	\$ 77.46
280 x 65 GL10	2.7 / 3.0 / 3.6 / 5.4 / 6.0 / 7.2	\$ 96.49
320 x 65 GL10	TBA *Special Order (2-3 Days)	\$ 154.77

# SUBLACO RESTORATION

EST. 1981

## Baltic Pine Beams and Posts

SPECIAL ORDER (2 DAYS) ADDITIONAL LENGTHS AVAILABLE ON REQUEST (21 DAYS REQUIRED)

DETAILS	DIMENSIONS (MM)	LENGTHS (M)	L/M
Baltic Laminated Dressed H4	115 x 115	3.0 / 6.0	\$ 79.15
Baltic Laminated Dressed H4	140 x 140	3.0 / 6.0	P.O.A
Baltic Laminated Dressed H4	190 x 190	3.0 / 6.0	\$ 262.00
Baltic Laminated Dressed H4	240 x 240	TBA	P.O.A
Baltic Laminated Beams H3	140 x 45	3.0 / 6.0	P.O.A
Baltic Laminated Beams H3	190 x 45	3.0 / 6.0	P.O.A
Baltic Laminated Beams H3	240 x 45	3.0 / 6.0	P.O.A

## Kapur Laminated Beams GL17

SPECIAL ORDER (2 DAYS)

DETAILS	DIMENSIONS (MM)	LENGTHS (M)	L/M
Kapur Laminated Beam	200 x 50	From 1.2 to 7.2 m in 600 mm increments	\$ 60.45
Kapur Laminated Beam	250 x 50	From 1.2 to 7.2 m in 600 mm increments	\$ 75.55
Kapur Laminated Beam	198 x 60	From 1.2 to 7.2 m in 600 mm increments	\$ 73.90
Kapur Laminated Beam	264 x 60	From 1.2 to 7.2 m in 600 mm increments	\$ 98.45
Kapur Laminated Beam	297 x 60	From 1.2 to 7.2 m in 600 mm increments	\$ 110.80
Kapur Laminated Beam	330 x 60	From 1.2 to 7.2 m in 600 mm increments	\$ 123.15
Kapur Laminated Beam	264 x 80	From 1.2 to 7.2 m in 600 mm increments	\$ 131.20
Kapur Laminated Beam	297 x 80	From 1.2 to 7.2 m in 600 mm increments	\$ 147.70

## Kapur Laminated Posts GL18

SPECIAL ORDER (2 DAYS)

DETAILS	DIMENSIONS (MM)	LENGTHS (M)	L/M
Kapur Laminated Post	95 x 95	2.4 / 2.7 / 3.0 / 3.6	\$ 53.04
Kapur Laminated Post	120 x 120	2.4 / 2.7 / 3.0 / 3.6 / 4.2 / 4.8 / 5.4 / 6.0	\$ 93.12

## CCA Laminated Posts

STOCKED ITEM

DETAILS	DIMENSIONS (MM)	LENGTHS (M)	L/M
Extreme Laminated Dressed CCA H4	88 x 88	2.4 / 3.0 / 3.6	\$ 34.81
Extreme Laminated Dressed CCA H4	112 x 112	2.4 / 3.0 / 3.6 / 6.0	\$ 64.41
Extreme Laminated Dressed CCA H4	135 x 135	3.0 / 3.6 / 3.6 / 6.0	\$ 97.06
Solid CCA R/Sawn H5 (Not Laminated)	100 x 100	1.5 / 1.8	\$ 17.98

## H4 Sawn Posts STOCKED

DETAILS	DIMENSIONS (MM)	LENGTHS (M)	EA
Rough Sawn H4 Post	125 x 75	1.8	\$ 23.24
Rough Sawn H4 Post	125 x 75	2.4	\$ 30.98
Rough Sawn H4 Post	125 x 75	2.7	\$ 34.86
Rough Sawn H4 Post	125 x 75	3.0	\$ 38.73

## H3 Rough Sawn Rail STOCKED

DETAILS	DIMENSIONS (MM)	LENGTHS (M)	EA
Rough Sawn H3	75 x 38	4.8	\$ 19.89

## H4 Sleepers STOCKED

DETAILS	DIMENSIONS (MM)	LENGTHS (M)	L/M
Pine Sleepers H4 Treated	200 x 50	1.8	\$ 18.82
Pine Sleepers H4 Treated	200 x 50	2.4	\$ 25.09
Pine Sleepers H4 Treated	200 x 50	3.0	\$ 31.36

# SUBLACO RESTORATION

EST. 1981

## Merbau Laminated Beams GL17

SPECIAL ORDER (2 DAYS)

DETAILS	DIMENSIONS (MM)	LENGTHS (M)	L/M
Merbau Laminated Beam	140 x 35	3.0 / 3.6 / 4.8 / 6.0 m	\$ 41.37
Merbau Laminated Beam	190 x 35	3.0 / 3.6 / 4.8 / 6.0 m	\$ 56.15
Merbau Laminated Beam	240 x 35	3.0 / 3.6 / 4.8 / 6.0 m	\$ 73.15
Merbau Laminated Beam	290 x 35	3.0 / 3.6 / 4.8 / 6.0 m	\$ 88.36
Merbau Laminated Beam	90 x 42	3.0 / 3.6 / 4.2 / 4.8 / 5.4 / 6.0 / 7.2m	\$ 31.62
Merbau Laminated Beam	120 x 42	3.0 / 3.6 / 4.2 / 4.8 / 5.4 / 6.0 / 6.6 / 7.2 / 7.8m	\$ 42.67
Merbau Laminated Beam	140 x 42	3.0 / 3.6 / 4.2 / 4.8 / 5.4 / 6.0 / 6.6 / 7.2 / 7.8m	\$ 49.87
Merbau Laminated Beam	190 x 42	3.0 / 3.6 / 4.2 / 4.8 / 5.4 / 6.0 / 6.6 / 7.2 / 7.8m	\$ 67.55
Merbau Laminated Beam	240 x 42	3.0 / 3.6 / 4.2 / 4.8 / 5.4 / 6.0 / 6.6 / 7.2 / 7.8m	\$ 87.76
Merbau Laminated Beam	290 x 42	3.0 / 3.6 / 4.2 / 4.8 / 5.4 / 6.0 / 7.2m	\$ 106.04
Merbau Laminated Beam	190 x 65	3.0 / 3.6 / 4.2 / 4.8 / 5.4 / 6.0 / 6.6 / 7.2 / 7.8m	\$ 105.91
Merbau Laminated Beam	240 x 65	3.0 / 3.6 / 4.2 / 4.8 / 5.4 / 6.0 / 6.6 / 7.2 / 7.8m	\$ 137.15
Merbau Laminated Beam	265 x 65	3.0 / 3.6 / 4.2 / 4.8 / 5.4 / 6.0 / 6.6 / 7.2 / 7.8m	\$ 151.46
Merbau Laminated Beam	290 x 65	3.0 / 3.6 / 4.2 / 4.8 / 5.4 / 6.0 / 6.6 / 7.2 / 7.8m	\$ 165.72
Merbau Laminated Beam	330 x 65	3.0 / 3.6 / 4.2 / 4.8 / 5.4 / 6.0 / 6.6 / 7.2 / 7.8m	\$ 193.74
Merbau Laminated Beam	240 x 80	3.0 / 3.6 / 4.2 / 4.8 / 5.4 / 6.0 / 6.6 / 7.2 / 7.8m	\$ 170.46
Merbau Laminated Beam	265 x 80	3.0 / 3.6 / 4.2 / 4.8 / 5.4 / 6.0 / 6.6 / 7.2 / 7.8m	\$ 188.23
Merbau Laminated Beam	290 x 80	3.0 / 3.6 / 4.2 / 4.8 / 5.4 / 6.0 / 6.6 / 7.2 / 7.8m	\$ 205.98
Merbau Laminated Beam	330 x 80	3.0 / 3.6 / 4.2 / 4.8 / 5.4 / 6.0 / 6.6 / 7.2 / 7.8m	\$ 247.97

## Merbau Laminated Posts GL13

SPECIAL ORDER (2 DAYS)

DETAILS	DIMENSIONS (MM)	LENGTHS (M)	L/M
Merbau Laminated Post	95 x 95	From 2.4 to 6.0 m / 7.2m	\$ 68.93
Merbau Laminated Post	120 x 120	From 2.4 to 6.0 m / 7.2m	\$ 110.87
Merbau Laminated Post	135 x 135	From 2.4 to 6.0 m / 7.2m	\$ 140.36
Merbau Laminated Post	150 x 150	From 2.4 to 6.0 m / 7.2m	\$ 176.09
Merbau Laminated Post	190 x 190	From 2.4 to 6.0 m / 7.2m	\$ 297.43
Merbau Laminated Post	240 x 240	From 2.4 to 6.0 m / 7.2m	\$ 541.29

## Merbau Finger Jointed

SPECIAL ORDER (2 DAYS)

DETAILS	DIMENSIONS (MM)	LENGTHS (M)	L/M
Merbau Finger Jointed	42 x 18	5.4 m	\$ 5.17
Merbau Finger Jointed	42 x 42	5.4 m	\$ 15.08
Merbau Finger Jointed	70 x 19	5.4 m	\$ 8.13
Merbau Finger Jointed	70 x 32	3.0 / 3.6 / 4.2 / 4.8 / 5.4 / 6.0m	\$ 19.17
Merbau Finger Jointed	70 x 42	3.0 / 3.6 / 4.2 / 4.8 / 5.4 / 6.0m	\$ 24.58
Merbau Finger Jointed	90 x 32	3.0 / 3.6 / 4.2 / 4.8 / 5.4 / 6.0m	\$ 24.63
Merbau Finger Jointed	90 x 42	3.0 / 3.6 / 4.2 / 4.8 / 5.4 / 6.0 / 7.2m	\$ 31.62

## Particleboard Flooring T/T

DETAILS	DIMENSIONS (MM)	M <sup>2</sup>	Sheet
Termite Treated *Stocked	3600 x 900 x 19	\$ 26.96	\$ 87.36
Termite Treated	3600 x 900 x 22	\$ 31.00	\$ 100.43

Structural Retail Price List

www.subirest.com.au

Jan 2022

Phone (08) 9444 9900

sales@subirest.com.au

Prices inc. GST