

SUBIACO RESTORATION

EST. 1981

Structural Timber

RETAIL PRICE LIST

SUPPLYING WA BUILDINGS SINCE 1981

Timber | Structural Timber | Decking | Mouldings | Flooring | Doors, Windows & Joinery
Heating | Architectural Hardware | Lighting & Ceilings | Cooking | Bathroom | Homewares

SUBLACO RESTORATION

EST. 1981

H2 - LVL SmartFrame

Design guides available on request. H3 LVL is treated to order, check lead time & prices.

Lengths available in 2.1 to 12.0 m in 300 mm increments (Lengths 11.1 & longer will be charged and supplied as 12.0 m)

525 x 75 available in 4.8, 5.4, 6.0, 6.6, 7.2, 9.0, 12.0 m lengths only.



DIMENSIONS (MM)	L/M
90 x 35	\$ 7.79
130 x 35	\$ 11.26
150 x 35	\$ 12.98
170 x 35	\$ 14.72
200 x 35	\$ 17.31
240 x 35	\$ 20.77
300 x 35	\$ 25.97
90 x 42	\$ 9.35
130 x 42	\$ 13.51
150 x 42	\$ 15.59
170 x 42	\$ 17.65
200 x 42	\$ 20.77
240 x 42	\$ 24.93
300 x 42	\$ 31.16
360 x 42	\$ 37.38
400 x 42	\$ 41.54
90 x 58	\$ 12.91
130 x 58	\$ 18.64
150 x 58	\$ 21.52
170 x 58	\$ 24.39
200 x 58	\$ 28.69
240 x 58	\$ 34.42
300 x 58	\$ 43.03
360 x 58	\$ 51.64
400 x 58	\$ 57.37
450 x 58	\$ 64.55
300 x 75	\$ 55.65
400 x 75	\$ 74.19
525 x 75	\$ 140.08

SUBLACO RESTORATION

EST. 1981

H2 - I-Joist SmartFrame

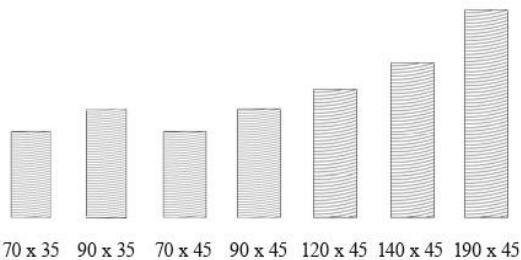
Design guides available on request. Lengths available in 0.9 to 12.0 m in 300 mm increments.

360 x 90 and 400 x 90 available in 600 mm increments only.



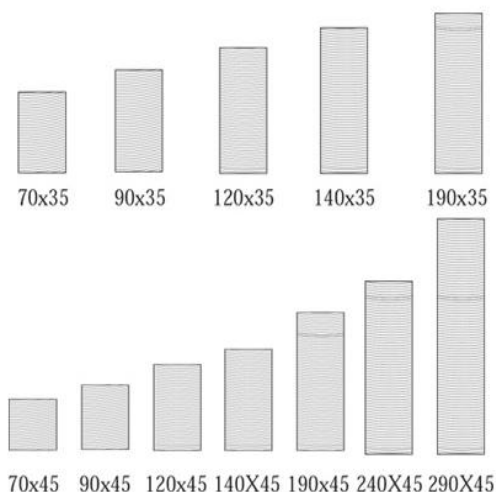
DIMENSIONS (MM)	L/M
200 x 44	\$ 13.49
240 x 40	\$ 12.86
240 x 51	\$ 14.87
240 x 70	\$ 19.17
240 x 90	\$ 22.14
300 x 40	\$ 15.02
300 x 51	\$ 16.05
300 x 70	\$ 20.69
300 x 90	\$ 25.39
360 x 58	\$ 19.34
360 x 90	\$ 26.64
400 x 90	\$ 29.09

H2 - Blue Pine Framing MGP10



DIMENSIONS (MM)	LENGTHS (M)	L/M
70 x 35	4.8 / 5.4 / 6.0	\$ 3.10
90 x 35	4.8 / 5.4 / 6.0	\$ 3.44
70 x 45	4.8 / 5.4 / 6.0	\$ 4.13
90 x 45	4.8 / 5.4 / 6.0	\$ 4.98
120 x 45	3.6 / 4.8 / 6.0	\$ 8.39
140 x 45	3.6 / 4.8 / 6.0	\$ 8.29
190 x 45	3.6 / 4.8 / 6.0	\$ 11.13

H3 - CCA F7 Timber




DIMENSIONS (MM)	LENGTHS (M)	L/M
70 x 35	3.6 / 4.2 / 4.8 / 5.4 / 6.0	\$ 3.92
90 x 35	3.6 / 4.2 / 4.8 / 5.4 / 6.0	\$ 4.60
120 x 35	3.6 / 4.8 / 6.0	\$ 6.29
140 x 35	3.6 / 4.8 / 6.0	\$ 7.35
190 x 35	3.6 / 4.8 / 6.0	\$ 10.47
70 x 45	3.6 / 4.2 / 4.8 / 5.4 / 6.0	\$ 4.81
90 x 45	3.6 / 4.2 / 4.8 / 5.4 / 6.0	\$ 6.16
120 x 45	3.6 / 4.2 / 4.8 / 5.4 / 6.0	\$ 8.80
140 x 45	3.6 / 4.2 / 4.8 / 5.4 / 6.0	\$ 9.58
190 x 45	3.6 / 4.2 / 4.8 / 5.4 / 6.0	\$ 13.13
240 x 45	3.6 / 4.8 / 6.0	\$ 18.16
290 x 45	4.8 / 6.0	\$ 21.91

SUBLACO RESTORATION

EST. 1981

H3 - LOSP Primed Design Pine Posts GL8

H3 LOSP TREATED DESIGN PINE, GL8, PRIMED D.A.R.

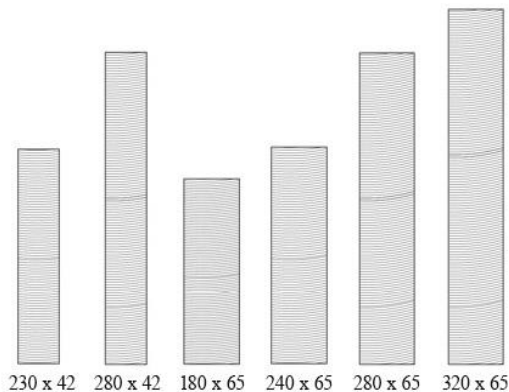


DIMENSIONS (MM)	LENGTHS (M)	L/M
66 x 66	2.7 / 5.4	\$ 15.06
88 x 88	2.7 / 5.4	\$ 24.10
112 x 112	2.7 / 3.0 / 3.6 / 5.4 / 6.0 / 7.2	\$ 42.31
135 x 135	2.7 / 3.0 / 3.6 / 5.4 / 6.0 / 7.2	\$ 75.60
150 x 150	2.7 / 5.4	\$ 109.65
185 x 185	2.7 / 5.4	\$ 172.30

H3 - LOSP Primed Design Pine Beams GL8

H3 LOSP TREATED DESIGN PINE, GL8, PRIMED D.A.R.

Quirk available by order at additional charge.



DIMENSIONS (MM)	LENGTHS (M)	L/M
230 x 42	2.7 / 3.6 / 5.4	\$ 38.66
280 x 42	2.7 / 3.6 / 5.4	\$ 48.49
180 x 65	2.7 / 3.0 / 3.6 / 5.4 / 6.0 / 7.2	\$ 51.90
240 x 65	2.7 / 3.0 / 3.6 / 5.4 / 6.0 / 7.2	\$ 65.10
280 x 65	2.7 / 3.0 / 3.6 / 5.4 / 6.0 / 7.2	\$ 76.10
320 x 65 GL10	3.0 / 3.6 / 6.0 / 7.2	\$ 108.07

SUBLACO RESTORATION

EST. 1981

H4, H5, CCA, Solid & Laminated Posts

DETAILS	DIMENSIONS (MM)	LENGTHS (M)	L/M
Extrene Laminated Dressed CCA H4	88 x 88	2.4 / 3.0 / 3.6	\$ 22.30
Solid CCA R/Sawn H5	100 x 100	1.5 / 1.8	\$ 13.66
Extreme Laminated Dressed CCA H4	112 x 112	2.4 / 3.0 / 3.6 / 6.0	\$ 43.25
Extreme Laminated Dressed CCA H4	135 x 135	3.0 / 6.0	\$ 70.65
Baltic Laminated Dressed H4	115 x 115	3.0 / 6.0	\$ 36.75
Baltic Laminated Dressed H4	140 x 140	3.0 / 6.0	\$ 70.90
Baltic Laminated Dressed H4	190 x 190	3.0 / 6.0	\$ 123.82

Kapur Laminated Beams GL17

SPECIAL ORDER (2 DAYS)

DETAILS	DIMENSIONS (MM)	LENGTHS (M)	L/M
Kapur Laminated Beam	200 x 50	From 1.2 to 7.2 m in 600 mm increments	\$ 54.83
Kapur Laminated Beam	250 x 50	From 1.2 to 7.2 m in 600 mm increments	\$ 68.51
Kapur Laminated Beam	198 x 60	From 1.2 to 7.2 m in 600 mm increments	\$ 67.00
Kapur Laminated Beam	264 x 60	From 1.2 to 7.2 m in 600 mm increments	\$ 89.30
Kapur Laminated Beam	297 x 60	From 1.2 to 7.2 m in 600 mm increments	\$ 100.50
Kapur Laminated Beam	330 x 60	From 1.2 to 7.2 m in 600 mm increments	\$ 111.70
Kapur Laminated Beam	264 x 80	From 1.2 to 7.2 m in 600 mm increments	\$ 119.00
Kapur Laminated Beam	297 x 80	From 1.2 to 7.2 m in 600 mm increments	\$ 133.95

Kapur Laminated Posts GL18

STOCKED ITEM

DETAILS	DIMENSIONS (MM)	LENGTHS (M)	L/M
Kapur Laminated Post	95 x 95	Lengths available on request	\$ 36.40
Kapur Laminated Post	120 x 120	3.0 / 3.6	\$ 63.85

SUBLACO RESTORATION

EST. 1981

Merbau Laminated Beams GL17

SPECIAL ORDER (2 DAYS)

DETAILS	DIMENSIONS (MM)	LENGTHS (M)	L/M
Merbau Laminated Beam	140 x 35	3.0 / 3.6 / 4.8 / 6.0	\$ 34.57
Merbau Laminated Beam	190 x 35	3.0 / 3.6 / 4.8 / 6.0	\$ 46.92
Merbau Laminated Beam	240 x 35	3.0 / 3.6 / 4.8 / 6.0	\$ 60.30
Merbau Laminated Beam	290 x 35	3.0 / 3.6 / 4.8 / 6.0	\$ 73.28
Merbau Laminated Beam	90 x 42	From 3.0 to 6.0 m in 600 mm increments	\$ 27.17
Merbau Laminated Beam	120 x 42	From 3.0 to 6.0 m in 600 mm increments	\$ 34.19
Merbau Laminated Beam	140 x 42	From 3.0 to 6.0 m in 600 mm increments	\$ 39.89
Merbau Laminated Beam	190 x 42	From 3.0 to 6.0 m in 600 mm increments	\$ 56.31
Merbau Laminated Beam	240 x 42	From 3.0 to 6.0 m in 600 mm increments	\$ 72.77
Merbau Laminated Beam	290 x 42	From 3.0 to 6.0 m in 600 mm increments	\$ 87.91
Merbau Laminated Beam	190 x 65	From 3.0 to 7.8 m in 600 mm increments	\$ 85.71
Merbau Laminated Beam	240 x 65	From 3.0 to 7.8 m in 600 mm increments	\$ 110.10
Merbau Laminated Beam	265 x 65	From 3.0 to 7.8 m in 600 mm increments	\$ 121.58
Merbau Laminated Beam	290 x 65	From 3.0 to 7.8 m in 600 mm increments	\$ 138.34
Merbau Laminated Beam	330 x 65	From 3.0 to 7.8 m in 600 mm increments	\$ 161.79
Merbau Laminated Beam	240 x 80	From 3.0 to 7.8 m in 600 mm increments	\$ 141.72
Merbau Laminated Beam	265 x 80	From 3.0 to 7.8 m in 600 mm increments	\$ 156.46
Merbau Laminated Beam	290 x 80	From 3.0 to 7.8 m in 600 mm increments	\$ 171.22
Merbau Laminated Beam	330 x 80	From 3.0 to 7.8 m in 600 mm increments	\$ 199.14

Merbau Laminated Posts GL13

SPECIAL ORDER (2 DAYS)

DETAILS	DIMENSIONS (MM)	LENGTHS (M)	L/M
Merbau Laminated Post	95 x 95	From 1.8 to 6.0 m in 600 mm increments	\$ 55.00
Merbau Laminated Post	120 x 120	From 1.8 to 6.0 m in 600 mm increments	\$ 88.40
Merbau Laminated Post	135 x 135	From 1.8 to 5.4 m in 600 mm increments	\$ 113.00
Merbau Laminated Post	190 x 190	From 1.8 to 5.4 m in 600 mm increments	\$ 246.25

Merbau Finger Jointed

SPECIAL ORDER (2 DAYS)

DETAILS	DIMENSIONS (MM)	LENGTHS (M)	L/M
Merbau Finger Jointed	42 x 19	5.4 m	\$ 4.43
Merbau Finger Jointed	42 x 42	5.4 m	\$ 11.55
Merbau Finger Jointed	70 x 19	5.4 m	\$ 7.35
Merbau Finger Jointed	70 x 32	From 3.0 to 6.0 m in 600 mm increments	\$ 15.08
Merbau Finger Jointed	70 x 42	From 3.0 to 6.0 m in 600 mm increments	\$ 20.62
Merbau Finger Jointed	90 x 32	From 3.0 to 6.0 m in 600 mm increments	\$ 19.37
Merbau Finger Jointed	90 x 42	From 3.0 to 6.0 m in 600 mm increments	\$ 25.21

SUBLACO RESTORATION

EST. 1981

Laminated Bench Tops

STOCKED ITEM

DETAILS	DIMENSIONS (MM)	LENGTHS (M)	L/M
Victorian Ash/Alpine Oak	385 x 33	2.7 / 5.4	\$ 63.50
Victorian Ash/Alpine Oak	600 x 33	2.7 / 5.4	\$ 98.90
Victorian Ash/Alpine Oak	984 x 33	2.7 / 5.4	\$ 162.00

Particleboard Flooring Std and T/T

DETAILS	DIMENSIONS (MM)	M ²	Sheet
Raw Moisture Resistant	3600 x 1200 x 19	\$ 22.68	\$ 98.00
Termite Treated	3600 x 1200 x 19	\$ 23.96	\$ 103.50
Raw Moisture Resistant	3600 x 1200 x 22	\$ 25.35	\$ 109.50
Termite Treated	3600 x 1200 x 22	\$ 27.43	\$ 118.50